



# 2010 NEW JERSEY JACKALS MEDIA GUIDE



**CANAM**  
CANADIAN AMERICAN ASSOCIATION OF PROFESSIONAL BASEBALL

# JACKALS MANAGER JOE CALFAPIETRA

## #44 JOE CALFAPIETRA MANAGER - EIGHTH SEASON

The longest-tenured manager in the Can-Am League, 2010 marks Joe Calfapietra's eighth season at the Jackals' helm.

In 2009, Calfapietra was named the Can-Am League Manager of the Year after guiding the Jackals to the league's first-half title and a playoff appearance. He also garnered Manager of the Year honors in 2004 when he led the Jackals to a Northeast League championship.

Calfapietra, 39, began his coaching career with the Northern League's Duluth-Superior Dukes in 1994 before spending the 1995 and 1996 seasons with the Aberdeen Pheasants of the Prairie League. In 1997, Calfapietra joined manager Ed Ott's coaching staff with the Allentown Ambassadors as Director of Baseball Operations. Calfapietra was named the Ambassadors manager in 2000 at the age of 29, making him the youngest manager in Northern League history. After posting an 85-90 managerial record in two seasons with the Ambassadors, Calfapietra left Allentown after five years to guide the expansion Gary SouthShore RailCats in their inaugural season in 2002. Calfapietra led Gary, which played its entire schedule on the road while waiting for its ballpark to be constructed, to a 35-55 team record and was named the Northern League Manager of the Year. Calfapietra joined the Jackals in 2003 and earned his second Manager of the Year award in 2004 when he guided New Jersey past the North Shore Spirit for the Northeast League title.

The Royersford, PA native played at Eastern College in Saint Davids, PA, where he was a two-time Division III All-American selection at first base. When he was not drafted out of college, Calfapietra turned to coaching and earned his Master's Degree in Education. He has spent time collegiately as an assistant coach at Eastern College, a volunteer assistant at St. Joseph's University, and as the hitting coach and recruiting coordinator at Villanova University.



### CALFAPIETRA'S PROFESSIONAL COACHING RESUME

#### MANAGERIAL CAREER

2009	New Jersey Jackals	55-39*
2008	New Jersey Jackals	43-51
2007	New Jersey Jackals	49-44
2006	New Jersey Jackals	43-48
2005	New Jersey Jackals	48-44
2004	New Jersey Jackals	54-39*
2003	New Jersey Jackals	52-37
2002	Gary SouthShore Railcats	35-55*
2001	Allentown Ambassadors	43-47
2000	Allentown Ambassadors	42-43

#### COACHING CAREER

1999	Allentown Ambassadors
1998	Allentown Ambassadors
1997	Allentown Ambassadors
1996	Aberdeen Pheasants
1995	Aberdeen Pheasants
1994	Duluth-Superior Dukes

\* indicates Manager of the Year honors

### QUICK FACTS: JOE CALFAPIETRA

- **RECORD W/ NEW JERSEY:**  
344-302
- **CAREER MANAGERIAL RECORD:**  
464-447
- Last name is pronounced *cal-fuh-pee-A-tra*
- Is the only Can-Am League manager to never play professionally.
- Was inducted into the Gary SouthShore Railcats Hall of Fame in 2009.
- Spent three years on the staff of former Jackals hitting coach and current Sussex Skyhawks manager Ed Ott when Ott was the manager in Allentown.

### JACKALS' MANAGERIAL RECORDS (ENTERING 2010)

#### Regular Season

1.	Kash Beauchamp	1998-2000	129-124	.510
2.	George Tsamis	2001-2002	107-72	.597
3.	Joe Calfapietra	2003-2009	344-302	.533

#### Post-Season

1.	Kash Beauchamp	1998-1999	8-3 (one championship)
2.	George Tsamis	2001-2002	18-8 (two championships)
2.	Joe Calfapietra	2003-2009	9-12 (one championship)

# JACKALS COACHING STAFF



## JON CAHILL

### THIRD BASE/INFIELD COACH - FIRST SEASON

#18

- Managed the Frontier League's Traverse City Beach Bums in 2007 and 2008, posting a 96-96 record, after serving as the Beach Bums' hitting coach in 2006.
- Has experience as an assistant coach in the Frontier League with the Washington Wild Things (2009) and Ohio Valley Redcoats (2005).
- Signed with the Anaheim Angels in 2001 as an undrafted free agent out of UM-ass-Lowell, where he was inducted into the school's Hall of Fame in 2008.
- Spent three seasons as an infielder in the Angels organization before finishing his career with the Washington Wild Things in 2004. Posted a .268 career average.
- Played all nine positions in one game for the Single-A Cedar Rapids Kernels in 2002.
- Born 2/21/78 in Lynn, MA (32 years old)



## EDDIE GERALD

### HITTING COACH - FIRST SEASON

#19

- Played 16 professional seasons, including 10 in independent baseball.
- Drafted out of high school in the third round of the 1989 draft by Kansas City.
- Played for the Aberdeen (SD) Pheasants in the Prairie League in 1995 and 1996 when Joe Calfapietra was an assistant coach.
- Finished his career in 2005 with the Brockton Rox (.267 with 5 HR in 40 games). Also spent time in the Can-Am League with the traveling Aces in 2005.
- Spent 27 games as interim manager of Shreveport Sports in 2008, taking over for Terry Bevington, who managed the Chicago White Sox from 1995-97.
- Switch-hitting outfielder retired after 2005 season as a career .263 hitter with 159 HRs and 193 SB for 14 different teams.
- Born 7/18/70 in Lumberton, NC (39 years old). Resides in Minneapolis, MN.



## ISAAC PAVLIK

### PITCHING COACH - FIRST SEASON

#7

- Left-hander enters his first season as a player-coach, but is the longest-tenured player on New Jersey's roster (sixth season).
- Franchise leader in career games pitched (105 entering 2010 season). First joined the Jackals in 2005.
- Takes over pitching coach duties from Rusty Tucker, who ranks third in Jackals' history in games pitched. Tucker held the dual role for one season (2009).
- New Jersey native was selected by the Rockies in the 10th round of the 2002 draft out of Seton Hall.
- Led the Jackals with 18 starts in 2009 while placing 5th in the league with 75 strikeouts and 9th with a 3.66 ERA.
- Born 5/19/80 in Belleville, NJ (30 years old). Resides in Ramsey, NJ.



## ANI RAMOS

### ASSISTANT COACH - 13th SEASON

#1

- Has been with the Jackals since their inception in 1998.
- Is the only member of the organization in uniform for each of the team's first 12 seasons.
- Has won four championship rings with the Jackals (1998, 2000, 2001, 2004).
- Only travels on select road trips.
- Prior to his time with the Jackals, both played and coached at Ramapo College.
- Born in Cuba.
- Name is pronounced on-ee RAY-mos.



# 2010 PITCHER PROFILES



## #7 ISAAC PAVLIK

LHP

Height: 5'8" Weight: 165 Age: 30  
 Bats: Right Throws: Left  
 Born: 5/10/1980 in Belleville, NJ  
 Resides: Ramsey, NJ  
 College: Seton Hall University  
 Drafted: 2002, 10th round (Colorado Rockies)  
 Experience: ninth season (sixth with Jackals)



### PAVLIK'S 2009 GAME-BY-GAME

DATE	G#	OPP	H/R	DEC	GS	GF	CG	IP	H	AB	TBF	R	ER	HR	BB	SO	WP	BK
05/29/09		NHP	R	W	1			6.0	3	21	21					5		0.00
06/03/09		QUE	H	L	1			6.0	10	26	28	4	4		2	5		3.00
06/09/09		QUE	R		1			5.0	8	23	25	5	5		1	3		4.76
06/14/09		BRO	R	W	1			7.2	7	29	31	2	1		2	2		3.65
06/21/09	2	NHP	H	W	1		1	7.0	2	23	23					6		2.84
06/25/09	1	WOR	H		1			5.0	8	23	24	6	5			4		3.68
07/01/09		SSX	R		1			7.0	5	26	27	3	3		1	5		3.71
07/07/09		SSX	H	W	1			7.0	7	28	28	1	1			7		3.38
07/12/09		NHP	H	W	1			8.0	4	26	27	1	1		1	7		3.07
07/18/09		WOR	R	L	1		1	8.0	7	28	29	3	3		1	6	1	3.11
07/24/09	1	QUE	H	L	1			0.2	2	3	7	5	5		1			3.74
07/30/09		BRO	H		1			7.2	8	30	31	5	5	1		5		3.96
08/04/09		BRO	R	L	1		1	8.0	6	29	30	3	3		1	3		3.90
08/09/09		QUE	H		1			7.0	6	26	28	1	1		1	3		3.70
08/14/09		QUE	R	L	1			5.0	5	19	27	8	2		4	2		3.69
08/22/09		SSX	R	L	1			3.2	3	15	15	3	1			3		3.65
08/29/09	1	SSX	H	W	1			6.0	5	22	24	2	2		1	2		3.61
09/03/09		WOR	H		1			6.0	7	24	25	5	3	1	1	7		3.66

TOTALS	W	L	S	ERA	GP	IP	H	AB	AVG	TBF	R	ER	HR	BB	SO	WP	BK
TOTALS	6	6	0	3.66	18	110.2	103	421	.245	450	57	45	2	17	75	1	0

Home	W	L	S	ERA	GP	IP	H	AB	AVG	TBF	R	ER	HR	BB	SO	WP	BK
Home	4	2	0	4.03	10	60.1	59	231	.255	245	30	27	2	7	46	0	0
Road	2	4	0	3.22	8	50.1	44	190	.232	205	27	18	0	10	29	1	0

Month	W	L	S	ERA	GP	IP	H	AB	AVG	TBF	R	ER	HR	BB	SO	WP	BK
May	1	0	0	0.00	1	6.0	3	21	.143	21	0	0	0	0	5	0	0
June	2	1	0	4.40	5	30.2	35	124	.282	131	17	15	0	5	20	0	0
July	2	2	0	4.23	6	38.1	33	141	.234	149	18	18	1	4	30	1	0
August	1	3	0	2.73	5	29.2	25	111	.225	124	17	9	0	7	13	0	0
September	0	0	0	4.50	1	6.0	7	24	.292	25	5	3	1	1	7	0	0



### PERSONAL NOTES

- Longest-tenured player on New Jersey roster.
- Is in his first season doubling as New Jersey's pitching coach.
- Enters season as Jackals all-time leader in games pitched.
- Teaches at private school in Passaic, NJ during the off season.
- Four-time Can-Am League Pitcher of the Week.

### 2009 SEASON NOTES

- Was fifth in Can-Am League strikeouts (75) third in shutouts (1), ninth in ERA (3.66) and second in complete games (3).
- Led the Jackals with 18 starts.
- Had pitched at least five innings in 33 straight starts before leaving with an injury in first inning vs Quebec on 7/24/09. The streak began in 2007.

### CAREER NOTES

- In 2008, pitched at least five innings in each of his 20 starts and tied the Jackals single-season record with 20 starts... Was third in Can-Am League innings pitched (135.2) and games started (20), and eighth in ERA (3.65).
- Began the 2006 season with New Jersey, but had his contract purchased by Chicago Cubs where he finished the season at Double-A West Tennessee, going 2-1 with a 3.29 ERA in 10 games (6 starts) for the Diamond Jaxx.
- In 2005, was second in the Can-Am League with 102 strikeouts and third with 3.02 ERA.
- Is 0-18 at the plate in his professional career after popping out on 7/3/09 at Worcester in only at-bat of '09 season.

### PAVLIK'S CAREER PITCHING RECORD

YR	CLUB	LG	Class	W-L	PCT	ERA	G	GS	CG	SHO	GF	SV	IP	H	AB	TBF	R	ER	HR	SH	SF	HB	BB	IB	SO	WP	BK	AVG	AGAINST
02	Tri-City	NWST	A	5-1	.833	1.13	27	0	0	0	13	1	32.0	26	112	131	6	4	0	6	3	0	10	1	32	5	0	.232	
03	Visalia	CAL	A	3-3	.500	4.94	51	0	0	0	20	1	54.2	65	225	254	33	30	1	3	2	5	19	0	50	3	1	.289	
04	Visalia	CAL	A	1-1	.500	8.61	23	0	0	0	8	0	23.0	35	103	116	26	22	2	0	0	1	12	0	19	2	0	.340	
	Bangor	NEL	IND	1-3	.250	3.73	24	5	0	0	8	4	50.2	43	185	218	25	21	2	4	2	2	25	2	56	3	0	.232	
05	New Jersey	CAN	IND	7-5	.583	3.09	28	12	2	0	7	3	102.0	100	399	437	42	35	6	8	0	2	28	2	100	7	1	.251	
06	New Jersey	CAN	IND	6-2	.750	2.86	12	9	1	1	1	0	72.1	65	276	297	29	23	4	1	2	1	17	0	65	0	0	.236	
	West Tenn	SOU	AA	2-1	.667	3.38	9	6	0	0	0	0	40.0	43	155	174	19	15	3	4	1	0	14	0	35	0	0	.277	
07	New Jersey	CAN	IND	8-5	.615	3.97	26	16	0	0	2	0	113.1	129	460	504	71	50	11	8	1	6	29	1	93	1	0	.280	
08	New Jersey	CAN	IND	8-7	.533	3.65	21	20	1	0	0	0	135.2	144	518	553	57	55	7	3	6	3	23	0	82	1	0	.278	
09	New Jersey	CAN	IND	6-6	.500	3.66	18	18	3	1	0	0	110.2	103	421	450	57	45	2	2	5	5	17	0	75	1	0	.245	
MINOR LEAGUE TOTALS							47		.580		239	7	59	734.1	2854		365		38		22		194		607		2		
							34		3.68		86	2	9	753	3134		300		39		25		6		23			.264	

# 2010 PITCHER PROFILES



## #12 SETH OVERBEY

RHP

**Height:** 6'1"    **Weight:** 185    **Age:** 26  
**Bats:** Left    **Throws:** Right  
**Born:** 4/30/1984 in Layton, UT  
**Resides:** Waldorf, MD  
**College:** University of Maryland  
**Drafted:** 2006, 15th round (Toronto Blue Jays)  
**Experience:** fifth season (second with Jackals)

### PERSONAL NOTES

- Last name is pronounced *over-bee*
- Dropped down to a sidearm delivery late in his career at the University of Maryland.

### 2009 SEASON NOTES

- Led the Can-Am League with 41 games pitched.
- Did not allow a run and surrendered just two hits in four September outings.

### CAREER NOTES

- Spent his first three seasons in Toronto Blue Jays system.
- Was fifth in the Double-A Eastern League in games pitched (53) in 2008 with the New Hampshire Fisher Cats.
- In 2007, didn't allow a run over his first 26.2 innings between the Single-A Lansing Lugnuts (24.2 innings) and the Advanced-A Dunedin Blue Jays (2 innings). Finished the season at Double-A New Hampshire.
- In his college career at Maryland, Overbey went 9-3 with a 5.47 ERA. His 76 appearances are the third-most in Terps' history.

### OVERBEY'S 2009 GAME-BY-GAME

DATE	G#	OPP	H/R	DEC	GS	CF	CG	IP	H	AB	TBF	R	ER	HR	BB	SO	WP	BK	ERA
05/30/09	2	NHP	R	W				1.0	3	4						1			0.00
06/02/09		QUE	H					1.0	2	6	6	1	1						4.50
06/04/09		BRO	H			1		1.0	1	4	4					1			3.00
06/06/09	2	BRO	H					1.1	2	6	6	2	1	1					4.15
06/09/09		QUE	R	L				1.1	2	5	6	2	2		1	1			6.35
06/11/09	2	QUE	R					1.0	1	3	4					1			5.40
06/12/09		BRO	R					1.0	3	3									4.70
06/13/09		BRO	R					1.0	2	5	5	1				2			4.15
06/14/09		BRO	R					0.1	1	2	3				1				4.00
06/17/09		WOR	H					1.0	1	3	4					1			3.60
06/23/09		QUE	R			1		1.0	3	4					1				3.27
06/24/09		QUE	R	S		1		0.1	1	1	1								3.18
06/25/09	1	WOR	H	S		1		1.0	1	3	4	1	1		1				3.65
06/27/09		WOR	H					1.0	3	3						1			3.38
07/01/09		SSX	R	W				1.0	3	3									3.14
07/03/09		WOR	R	L		1		0.1	2	3	4	1	1		1				3.68
07/07/09		SSX	H			1		1.0	1	4	4					2	1		3.45
07/08/09		SSX	H			1		1.0	3	3									3.24
07/10/09		NHP	H	L		1		2.0	2	8	10	2	2			1			3.86
07/19/09		NHP	R					1.1	4	5					1				3.60
07/20/09		NHP	R			1		1.0	1	4	5				1	2			3.43
07/26/09	1	QUE	H			1		1.0	3	6	6	2	2	1		1			4.09
07/30/09		BRO	H	L				1.0	3	6	6	1	1			1			4.30
08/01/09	2	WOR	R					1.0	1	3	4					1			4.13
08/02/09		WOR	R					1.1	4	5	1					1			3.91
08/03/09		BRO	R	W				1.0	3	3						2			3.76
08/06/09		BRO	R					0.1	2	3	4	2	2	1					4.39
08/08/09		QUE	H			1		1.0	1	3	3								4.23
08/11/09		NHP	H					1.2	5	9	11	5	5		2		1		5.52
08/13/09		NHP	H			1		2.0	3	9	9	1	1						5.46
08/14/09		QUE	R					1.0	1	4	4					1			5.29
08/16/09		QUE	R					1.0	3	3									5.13
08/18/09		WOR	H			1		1.0	1	4	4								4.98
08/19/09		WOR	H	W				2.0	1	7	7					2			4.71
08/22/09		SSX	R			1		2.0	1	7	7								4.46
08/26/09	2	NHP	R			1		1.0	1	4	4					1			4.35
08/29/09	2	SSX	H			1		1.0	1	4	4								4.24
09/01/09		WOR	H					1.0	1	4	4					1			4.14
09/02/09		WOR	H					1.0	3	4						2	1		4.04
09/03/09		WOR	H					1.2	1	6	8				2	4			3.89
09/06/09		QUE	R					1.0	3	3						1			3.80

New Jersey

2009

	W	L	S	ERA	GP	IP	H	AB	AVG	TBF	R	ER	HR	BB	SO	WP	BK
<b>TOTALS</b>	4	4	2	3.80	41	45.0	46	174	.264	194	22	19	3	11	30	4	0
Home	1	2	1	5.11	20	24.2	30	101	.297	110	15	14	2	5	17	3	0
Road	3	2	1	2.21	21	20.1	16	73	.219	84	7	5	1	6	13	1	0
May	1	0	0	0.00	1	1.0	0	3	.000	4	0	0	0	0	1	0	0
June	0	1	2	3.65	13	12.1	14	47	.298	53	7	5	1	4	7	0	0
July	1	3	0	5.59	9	9.2	12	41	.293	46	6	6	1	3	7	1	0
August	2	0	0	4.15	14	17.1	18	67	.269	72	9	8	1	2	7	2	0
September	0	0	0	0.00	4	4.2	2	16	.125	19	0	0	0	2	8	1	0
Relief	4	4	2	3.80	41	45.0	46	174	.264	194	22	19	3	11	30	4	0



### OVERBEY'S CAREER PITCHING RECORD

YR	CLUB	LG	Class	W-L	PCT	ERA	G	GS	CG	SHO	GF	SV	IP	H	AB	TBF	R	ER	HR	SH	SF	HB	BB	IB	SO	WP	BK	AVG	AGAINST
06	Auburn	NYP	A	4-2	.667	2.42	23	0	0	0	11	4	44.2	37	163	186	16	12	3	2	3	6	12	0	29	2	0	.227	
07	Lansing	MID	A	1-0	1.000	0.00	16	0	0	0	11	7	24.2	12	82	87	0	0	0	0	0	1	4	0	21	1	0	.146	
	Dunedin	FSL	A	0-1	.000	0.90	9	0	0	0	7	2	10.0	8	33	39	1	1	0	1	1	1	3	1	8	0	0	.242	
	N.Hampshire	EAST	AA	2-4	.333	4.26	30	0	0	0	11	2	50.2	55	194	220	26	24	3	3	3	5	15	1	32	3	0	.284	
08	N.Hampshire	EAST	AA	4-3	.571	4.12	53	0	0	0	14	1	74.1	81	284	334	38	34	6	4	2	6	38	2	53	2	0	.285	
09	New Jersey	CAN	IND	4-4	.500	3.80	41	0	0	0	16	2	45.0	46	174	194	22	19	3	4	0	5	11	0	30	4	0	.264	
MINOR LEAGUE TOTALS				15	.517		172	0	0	70			249.1	930	1060	103	90	15	14	9	24	83	4	173	12	0	.257		

# 2010 PITCHER PROFILES



## #13 MIKE PONTIUS

RHP

Height: 6'2"    Weight: 235    Age: 22  
 Bats: Right    Throws: Right  
 Born: 10/26/1987 in O'Fallon, MO  
 Resides: Wentzville, MO  
 College: Drafted out of high school  
 Drafted: 2006, 43rd round (Cleveland Indians)  
 Experience: fourth season (first with Jackals)



### PONTIUS'S 2009 GAME-BY-GAME

#### WITH KINSTON INDIANS

DATE	G#	OPP	H/R	DEC	GS	GF	CG	IP	H	AB	TBF	R	ER	HR	BB	SO	WP	BK
04/24/09		LYN	H					1.2	2	6	10	1	1		3	2		5.40
04/28/09		SAL	H	W				2.0	1	7	9				2	2	2	2.45

#### WITH ARIZONA LEAGUE INDIANS

DATE	G#	OPP	H/R	DEC	GS	GF	CG	IP	H	AB	TBF	R	ER	HR	BB	SO	WP	BK
08/22/09		RYL	H					1.0	1	3	4				1			0.00
08/25/09		MRN	H					1.0		4	5				1	2		0.00
08/28/09		MRN	R					1.0	2	5	6	2	2	1	1	2	1	6.00



### PERSONAL NOTES

- Played for the Holt High School Indians before being drafted by the Cleveland Indians in the 43rd round in 2006.
- Didn't sign with Cleveland until August 2006 and didn't make professional debut until June 2007.

### 2009 SEASON NOTES

- Pitched just five games for the Advanced-A Kinston Indians and Rookie-level Arizona League Indians.

### CAREER NOTES

- In 2008, posted the lowest batting average against (.144) of any South Atlantic League reliever. In 33 innings, allowed just 16 hits and struck out 39 batters with a 0.82 ERA. Had two stints with the Single-A Lake County Captains divided by one with the Advanced-A Kinston Indians. Began the season with the Captains by stringing together 21 1/3 shutout innings over nine relief appearances (April 3-May 4) all of them at least two innings long...twice struck out five batters in a game in this span. Moved up to Kinston on 5/8/08. Returned to Lake County in mid-August.

### PONTIUS'S CAREER PITCHING RECORD

YR	CLUB	LG	Class	W-L	PCT	ERA	G	GS	CG	SHO	GF	SV	IP	H	AB	TBF	R	ER	HR	SH	SF	HB	BB	IB	SO	WP	BK	AVG AGAINST
07	Indians	GULF	R	0-0	.000	2.89	7	0	0	0	6	2	9.1	11	39	41	4	3	1	1	0	0	1	0	13	0	0	.282
	Lake County	SAL	A	0-3	.000	5.84	13	0	0	0	3	0	24.2	22	95	110	22	16	3	0	2	1	12	1	27	2	0	.232
08	Lake County	SAL	A	1-1	.500	0.82	16	0	0	0	7	2	33.0	16	111	127	4	3	0	1	0	0	15	0	39	2	0	.144
	Kinston	CARO	A	4-1	.800	6.26	25	0	0	0	4	0	41.2	42	161	207	34	29	4	2	2	3	39	0	42	7	0	.261
09	Kinston	CARO	A	1-0	1.000	2.45	2	0	0	0	0	0	3.2	3	13	19	1	1	0	1	0	0	5	0	4	2	0	.231
	Indians	ARIZ	R	0-0	.000	6.00	3	0	0	0	0	0	3.0	3	12	15	2	2	1	0	0	0	3	0	4	1	0	.250
MINOR LEAGUE TOTALS				6	.545		66	0	0	20			115.1	431		519	67	54	9	5	4		75	129	0		.225	

# 2010 PITCHER PROFILES



## #14 DAN GRIFFIN RHP

**Height:** 6'7"    **Weight:** 250    **Age:** 25  
**Bats:** Right    **Throws:** Right  
**Born:** 9/29/1984 in Albany, NY  
**Resides:** Voorheesville, NY  
**College:** Niagara University  
**Drafted:** 2005, fifth round (San Francisco Giants)  
**Experience:** sixth season (First with Jackals)

### PERSONAL NOTES

- Drafted by the San Francisco Giants in the fifth round of the 2005 draft after his sophomore season at Niagara (NY) University.

### 2009 SEASON NOTES

- Spent entire season with Double-A Connecticut Defenders.
- Lone start on 5/17 raised his ERA from 5.50 to 7.85.

### CAREER NOTES

- Two-time South Atlantic League Pitcher of the Week (7/2/07 and 6/25/06) with the Augusta GreenJackets.
- Struck out career-high 11 batters in first start above rookie ball with Single-A Salem-Keizer Volcanoes on 7/30/05 vs the Spokane Indians.
- As a sophomore at Niagara in 2005, led the nation in strikeout ratio (13.79 batters/nine innings). Fanned 120 batters in 78.1 innings while going 6-4 with a 4.37 ERA.
- As a freshman at Niagara in 2004, went 1-7 with a 9.26 ERA in 12 games (nine starts).

### GRIFFIN'S 2009 GAME-BY-GAME

DATE	G#	OPP	H/R	DEC	GS	GF	CG	IP	H	AB	TBF	R	ER	HR	BB	SO	WP	BK	ERA
04/10/09		PRT	R					1.1	2	6	6	1	1	1	1				6.75
04/12/09		PRT	R					2.0	4	9	10	3	3	1		2			10.80
04/18/09		TRE	H	L				2.0	2	10	11	3	2		1	1			10.13
04/22/09	2	NHM	H		1			2.0	6	6	6				6				7.36
04/25/09		PRT	R	W				2.0	1	7	8				1	2			5.79
04/28/09		TRE	R		1			0.2	2	2	2				1				5.40
05/01/09		PRT	H					2.0	2	8	8				5				4.50
05/03/09		PRT	H		1			1.0	3	3	3				1				4.15
05/04/09		REA	H					0.2	2	3	1				1				3.95
05/08/09		NHM	R	L				2.2	4	11	13	5	5	1	1	4			6.06
05/11/09		NBR	R		1			0.2	2	2	2								5.82
05/13/09		NBR	R					1.0	3	3	3					1			5.50
05/17/09		NHM	H	L	1			0.1	6	7	9	5	5		2				7.85
05/23/09		PRT	R					2.0	4	10	10	1	1			1	1		7.52
05/25/09		PRT	R	W				1.0	3	5	5				2	1			7.17
05/27/09		BNG	R	L	1			1.0	1	5	6	1			1				6.85
05/29/09		PRT	H					2.0	1	7	8				1	2			6.29
06/01/09		NBR	H		1			1.0	3	3	3					1			6.04
06/05/09		BNG	R	W				1.0	2	5	6				1	1			5.81
06/07/09		BNG	R	W				2.0	1	7	7					1			5.40
06/12/09		ALT	H					2.1	7	8	8				1	2			4.99
06/17/09		TRE	R					1.1	1	3	3								4.78
06/19/09		ALT	R	W				2.0	3	9	11	3	3	1	1	4			5.29
06/24/09		PRT	H					1.1	1	4	5				1	1			5.09
06/30/09		HPB	H	L				0.1	2	3	5	3	3	1	1				5.80
07/03/09		HPB	H		1			3.0	4	14	14	2	2			3	1		5.82
07/08/09	1	NBR	R	W				1.0	1	4	5				1	2			5.67
07/12/09		TRE	H					3.1	1	11	13				1	7			5.23
07/17/09		NHM	R					0.0	2	2	3	3	2						5.65
07/18/09		NHM	R		1			1.0	3	3	3								5.52
07/20/09		BNG	R		1			2.0	3	9	9	2	2	1		3			5.67
07/22/09		BNG	R		1			1.0	2	6	6	2	1			3			5.74
07/27/09		BOW	R					3.0	6	15	15	4	2			2			5.76
07/29/09		BOW	R					2.0	1	7	9				1	3			5.54
08/04/09		AKR	R					0.2	1	3	4	1	1		1	1	2		5.64
08/05/09		AKR	R	L	1			1.2	3	7	9	1	1			1			5.63
08/08/09		ERI	R					2.0	6	11	11	4	4			1			6.07
08/14/09		ERI	H					1.0	1	4	7	1	1		3	1	1		6.12
08/18/09		NHM	R					2.1	4	11	12	1	1		1	4			6.03
08/21/09		BNG	H					2.0	1	6	7					3			5.84
08/23/09		BNG	H	W	1			1.0	1	3	3					2			5.74
08/24/09		BNG	H		1			2.0	2	8	8	1	1			3			5.71
08/30/09		HPB	R	W				4.0	2	14	14					5			5.37
09/01/09		NHM	H	L				1.0	4	5	7	3	3		1				5.68
09/04/09		REA	H		1			1.1	1	4	5					1			5.58
09/05/09	2	REA	H		1			2.0	2	7	7					2			5.42
TOTALS	8-	7-	0		5.42	46	73.0	85	296	.287	332	51	44	6	23	86	5	0	
Home	1-	4-	0		4.83	20	31.2	31	122	.254	140	19	17	1	12	42	2	0	
Road	7-	3-	0		5.88	26	41.1	54	174	.310	192	32	27	5	11	44	3	0	
April	1-	1-	0		5.40	6	10.0	9	40	.225	43	7	6	2	2	13	0	0	
May	1-	3-	0		6.91	11	14.1	18	61	.295	70	13	11	1	7	16	1	0	
June	3-	1-	0		4.76	8	11.1	10	41	.244	48	6	6	2	5	10	0	0	
July	1-	0-	0		4.96	9	16.1	20	71	.282	77	13	9	1	3	23	1	0	
August	2-	1-	0		4.86	9	16.2	21	67	.313	75	9	9	0	5	21	3	0	
September	0-	1-	0		6.23	3	4.1	7	16	.438	19	3	3	0	1	3	0	0	
Start	0-	1-	0	*****	1	0.1	6	7	.857		9	5	5	0	2	0	0	0	
Relief	8-	6-	0		4.83	45	72.2	79	289	.273	323	46	39	6	21	86	5	0	



### GRIFFIN'S CAREER PITCHING RECORD

YR	CLUB	LG	Class	W-L	PCT	ERA	G	GS	CG	SHO	GF	SV	IP	H	AB	TBF	R	ER	HR	SH	SF	HB	BB	IB	SO	WP	BK	AVG	AGAINST
05	Giants	ARIZ	R	0-0	.000	0.75	4	4	0	0	0	0	12.0	9	42	48	2	1	0	0	0	0	6	0	20	0	0	.214	
	Salem-Keizr	NWST	A	3-2	.600	2.39	8	8	0	0	0	0	37.2	33	137	153	11	10	1	1	1	2	12	0	49	3	0	.241	
06	Augusta	SAL	A	5-5	.500	4.46	16	16	1	0	0	0	72.2	78	293	329	44	36	7	0	0	2	33	0	78	9	0	.266	
07	Augusta	SAL	A	6-6	.500	4.33	26	10	0	0	5	1	79.0	89	313	344	42	38	7	1	2	3	25	0	67	3	0	.284	
08	San Jose	CAL	A	3-5	.375	3.28	33	0	0	0	9	4	60.1	53	221	252	25	22	4	4	0	2	25	3	51	4	0	.240	
	Fresno	PCL	AAA	0-1	.000	18.00	1	0	0	0	0	0	1.0	1	4	5	2	2	0	0	0	0	1	0	1	0	0	.250	
09	Connecticut	EAST	AA	8-7	.533	5.42	46	1	0	0	15	0	73.0	85	296	332	51	44	6	4	1	8	23	2	86	5	0	.287	
MINOR LEAGUE TOTALS				25	.490		134	1	0	29			335.2		1306		177	25	10	4		125		352		0			
				26		4.10	39	0	5				348		1463		153	10	17	5			24					.266	

# 2010 PITCHER PROFILES



## #17 NICK ASSELIN RHP

Height: 6'1" Weight: 200 Age: 25  
 Bats: Right Throws: Right  
 Born: 1/19/85 in Bedford, NH  
 Resides: Bedford, NH  
 College: Boston College  
 Drafted: not drafted  
 Experience: third Season (second with Jackals)



### ASSELIN'S 2009 GAME-BY-GAME

#### WITH AMERICAN DEFENDERS OF NEW HAMPSHIRE

DATE	GH	OPP	H/R	DEC	GS	GF	CG	IP	H	AB	TBF	R	ER	HR	BB	SO	WP	BK
05/31/09		NJ	H	W	1			5.0	8	22	22	2	2			4		3.60
06/06/09		WOR	R	L	1			6.0	9	26	27	4	4	1		1	1	4.91
06/12/09		WOR	H	L	1			6.0	6	22	25	3	2	1		2		4.24
06/18/09		SSX	R	L	1			5.0	10	28	29	6	2		1			4.09
06/23/09		SSX	H	W	1			7.1	7	27	28	2	2		1	3		3.68
06/28/09		BRO	R	L	1			5.0	5	18	20	4	4	1		2	3	4.19
07/03/09		SSX	H	W	1			6.0	7	25	26	4	3		1	1		4.24
07/08/09		QUE	R	W	1			6.1	6	24	28	2	2		3	4	1	4.05
07/13/09		NJ	R	W	1			7.1	8	28	30	4	4		1	2		4.17
07/18/09		BRO	H	W	1			6.0	7	26	28	1	1		2	2		3.90
07/24/09	1	BRO	R	L	1		1	6.0	9	25	27	6	6	4		1	1	4.36
07/29/09		WOR	R	L	1			6.0	6	22	25	3	3		3			4.38
08/03/09		WOR	H	L	1			6.1	5	24	25	3	3		1	2		4.37
08/08/09		SSX	R	W	1			8.0	5	27	32	3	3		2	2		4.27
08/13/09		NJ	R	W	1			6.2	6	27	32	6	2		5	3		4.16
08/19/09		SSX	R	W	1			7.0	8	28	29	1	1		1	8		3.96

#### WITH NEW JERSEY JACKALS

DATE	GH	OPP	H/R	DEC	GS	GF	CG	IP	H	AB	TBF	R	ER	HR	BB	SO	WP	BK
08/26/09	1	NHP	R	W	1			5.0	6	21	23	3	3		2	3	1	5.40
09/01/09		WOR	H	L	1			7.0	5	25	29	3	2	1		2	1	3.75
09/06/09		QUE	R	L	1			6.0	5	21	23	4	4		2	2	1	4.50



#### PERSONAL NOTES

- Last name is pronounced AS-lin
- Was initially acquired by New Jersey on 8/20/09 from the American Defenders of New Hampshire along with OF Jerod Edmondson in exchange for LHP Dave Qualben, cash, and a player to be named later (OF Billy Kovatch). Was sent back to New Hampshire following the season and then re-acquired by New Jersey on 4/1/10 in exchange for Qualben, LHP Giuseppe Granitto, and a player to be named later.
- Began his professional career in 2008 when he was signed by the New York Yankees as an undrafted free agent.
- Was an intern for the Nashua Pride.

#### 2009 SEASON NOTES

- Led the Can-Am League with 10 wins. Was fourth in the league with 118 innings pitched and second with 19 starts.
- Made three regular season starts with New Jersey after late-August trade from American Defenders of New Hampshire.
- Did not appear in the Jackals' playoff series vs Worcester.

#### CAREER NOTES

- Entering 2010, has never committed an error.
- Began the 2008 season, his only in affiliated baseball, with the GCL Yankees. Pitched one game for the Single-A Charleston River Dogs before settling in with Short-A Staten Island Yankees. Started just one game during the season.
- Spent entire five-year college career at Boston College. Made just five appearances in 2007 at BC before suffering a season-ending injury and gaining a fifth year of eligibility.
- Asselin's catcher at Boston College during the 2007 and 2008 seasons was Tony Sanchez, the fourth overall pick in the 2009 draft by the Pittsburgh Pirates.
- Was named the New Hampshire High School Player of the Year as a senior at Trinity High School in 2003.

### ASSELIN'S CAREER PITCHING RECORD

YR	CLUB	LG	Class	W-L	PCT	ERA	G	GS	CG	SHO	GF	SV	IP	H	AB	TBF	R	ER	HR	SH	SF	HB	BB	IB	SO	WP	BK	AVG	AGAINST
08	Yankees	GULF	R	0-0	.000	2.08	3	0	0	0	1	0	4.1	2	15	18	1	1	0	0	0	1	2	0	6	1	0	.133	
	Charleston	SAL	A	0-0	.000	7.71	1	0	0	0	0	0	2.1	3	10	10	2	2	0	0	0	0	0	0	2	0	0	.300	
	Staten Iland	NYP	A	1-1	.500	4.07	14	1	0	0	3	0	24.1	20	92	97	11	11	2	0	0	3	2	0	22	1	0	.217	
09	New Hampshr	CAN	IND	9-6	.600	3.96	16	16	1	0	0	0	100.0	112	399	433	54	44	7	5	1	2	26	0	38	2	0	.281	
	New Jersey	CAN	IND	1-0	1.000	4.50	3	3	0	0	0	0	18.0	16	67	75	10	9	1	0	1	1	6	0	6	2	0	.239	
MINOR LEAGUE TOTALS				11	.611		37	1		4			149.0	583		78		10		2		36		74	0			.262	
				7		4.05	20		0	0			153		633		67		5		7		0		6				



# 2010 PITCHER PROFILES



## #23 RYAN LOBBAN LHP

Height: 6'3" Weight: 185 Age: 25  
 Bats: Left Throws: Left  
 Born: 6/7/1984  
 Resides: Ramsey, NJ  
 College: William Paterson University  
 Drafted: not drafted  
 Experience: fourth Season (first with Jackals)



### LOBBAN'S 2009 GAME-BY-GAME

DATE	G#	OPP	H/R	DEC	GS	GF	CG	IP	H	AB	TBF	R	ER	HR	BB	SO	WP	BK	ERA
05/30/09	2	QUE	R	L	1			4.0	4	16	18	4	4	2	1	2			9.00
06/03/09		SSX	R		1			6.0	9	25	26	2	1		1	4			4.50
06/09/09		SSX	H	W	1			6.0	7	24	27	3	2	1	3	2			3.94
06/14/09		NHP	R	W	1			6.0	3	21	21	2	2	1		1			3.68
06/21/09		QUE	H	W	1			7.1	10	28	30	2	2		2	2			3.38
06/26/09		NJ	R	W	1			7.0	9	28	30	2	1		1	5			2.97
07/04/09		NJ	H	L	1			5.0	8	23	24	5	3	1		4			3.27
07/10/09		SSX	R	L	1			6.1	11	29	30	5	4	1	1	1			3.59
07/15/09		NJ	H	W	1			7.0	2	22	24				2	3	1		3.13
07/20/09		QUE	R	W	1			6.0	6	23	26	1	1		3	3			2.97
07/25/09		SSX	R	W	1			6.0	9	27	30	4	3		3	4	1		3.11
07/30/09		NHP	H	W	1			6.0	8	26	27	3	3	1	1	4			3.22
08/04/09		NHP	R	L	1			6.1	11	27	32	8	8	2	4	2			3.87
08/09/09		BRO	R	W	1			7.0	3	24	28				3	3			3.56
08/11/09		QUE	H					0.1		1	1					1			3.54
08/14/09		SSX	H	L	1			8.0	8	30	33	2	1		2	8			3.34
08/20/09		NJ	R	W	1		1	9.0	5	30	32	2	2	1	1	7			3.22
08/25/09		SSX	H					7.0	5	25	27	2	2		1	8			3.18
08/30/09	2	BRO	R	L	1			5.0	8	22	23	6	5	1	1	4			3.43
09/04/09		BRO	H	L	1			6.0	6	26	27	4	4	1	1	6			3.56
<b>TOTALS</b>			W- L- S		ERA	GP	IP	H	AB	AVG	TBF	R	ER	HR	BB	SO	WP	BK	
			10- 7- 0		3.56	20	121.1	132	477	.277	516	57	48	12	31	74	2	0	
Home			4- 3- 0		2.91	9	52.2	54	205	.263	220	21	17	4	12	38	1	0	
Road			6- 4- 0		4.06	11	68.2	78	272	.287	296	36	31	8	19	36	1	0	
May			0- 1- 0		9.00	1	4.0	4	16	.250	18	4	4	2	1	2	0	0	
June			4- 0- 0		2.23	5	32.1	38	126	.302	134	11	8	2	7	14	0	0	
July			4- 2- 0		3.47	6	36.1	44	150	.293	161	18	14	3	10	19	2	0	
August			2- 3- 0		3.80	7	42.2	40	159	.252	176	20	18	4	12	33	0	0	
September			0- 1- 0		6.00	1	6.0	6	26	.231	27	4	4	1	1	6	0	0	
Start			10- 7- 0		3.57	19	121.0	132	476	.277	515	57	48	12	31	73	2	0	
Relief			0- 0- 0		0.00	1	0.1	0	1	.000	1	0	0	0	0	1	0	0	

### PERSONAL NOTES

- Last name is pronounced *LOW-ban*
- Began the 2010 season with the Somerset Patriots of the Atlantic League. Did not appear in any games and was released by Somerset on 4/19/10 before signing with the Jackals on 4/29/10.
- Younger brother, Brendan, was drafted in the 45th round by the Cincinnati Reds in 2008, but elected to play at St. John's University, where the left-hander just finished his sophomore season.

### 2009 SEASON NOTES

- Spent entire 2009 season with the Worcester Tornadoes.
- Career-high 10 wins tied him for the Can-Am League lead. Seven losses were the third-most in the league. Also finished third in innings pitched (121.1) and seventh in ERA (3.56). His 12 home runs allowed were the third-most in the league.

### CAREER NOTES

- In 2006, transferred to Division III William Paterson University for his sophomore season where he was named First-Team All-NJAC after going 3-3 with a 3.66 ERA in 12 games (eight starts) for the Pioneers. Lobban played just one season at William Paterson.
- As a college freshman in 2004, went 2-2 with a 5.53 ERA in 13 games (two starts) for James Madison University.
- As a senior at St. Joseph Regional High School (Montvale, NJ) in 2003, set a New Jersey state record by striking out 21 batters during a 9-0 no-hitter against Montclair High School. Lobban induced a groundout from the leadoff batter before striking out 21 of the next 22 (one batter reached on a dropped third strike). His no-hitter came one day after teammate Bobby Ferla struck out 20 batters in a no-hitter against Clifton High School. Lobban was named The Star-Ledger 2003 High School Pitcher of the Year.



### LOBBAN'S CAREER PITCHING RECORD

YR	CLUB	LG	Class	W-L	PCT	ERA	G	GS	CG	SHO	GF	SV	IP	H	AB	TBF	R	ER	HR	SH	SF	HB	BB	IB	SO	WP	BK	AVG AGAINST
07	Sussex	CAN	IND	1-5	.167	7.17	20	6	0	0	6	0	54.0	74	224	260	45	43	1	0	3	6	27	0	44	1	0	.330
08	Worcester	CAN	IND	5-1	.833	3.11	35	1	0	0	8	4	46.1	43	172	190	18	16	4	2	2	2	12	2	42	1	0	.250
09	Worcester	CAN	IND	10-7	.588	3.56	20	19	1	0	0	0	121.1	132	477	516	57	48	12	3	2	3	31	0	74	2	0	.277
MINOR LEAGUE TOTALS							16						221.2	873		120		17		7			70	160	0			.285
							13						249		966		107		5		11		2	4				.285

# 2010 PITCHER PROFILES



## #27 A.J. WIDEMAN LHP

Height: 5'10" Weight: 190 Age: 24  
 Bats: Right Throws: Left  
 Born: 6/8/85 in Mississauga, Ontario  
 Resides: Mississauga, Ontario  
 College: drafted out of high school  
 Drafted: 2003, 11th round (Montreal Expos)  
 Experience: eighth season (second with Jackals)



### WIDEMAN'S 2009 GAME-BY-GAME

DATE	G#	OPP	H/R	DEC	GS	GF	CG	IP	H	AB	TBF	R	ER	HR	BB	SO	WP	BK	ERA	
05/30/09	2	NHP	R		1			4.0	7	19	20	6	5	1	1	2			11.25	
06/06/09	1	BRO	H		1			6.0	3	19	22	1	1		2	5			5.40	
06/11/09	1	QUE	R	W				6.0	7	23	24	2	2	1	1	2			4.50	
06/17/09		WOR	H	W				7.0	3	21	25				3	1			3.13	
06/23/09		QUE	R	W				8.0	1	25	25					7			2.32	
06/28/09		WOR	H					7.0	8	27	30	4	4		2	4			2.84	
07/04/09		WOR	R	W				8.0	4	24	27	1	1	1	1	6			2.54	
07/10/09		NHP	H					8.0	3	28	29	1				7			2.17	
07/16/09		WOR	R	W				7.0	1	23	24				1	7			1.92	
07/22/09	1	NHP	R	W				5.0	4	19	21	3	3	1	1	4			2.18	
07/26/09	2	QUE	H	W				6.0	5	23	24				1	3			2.00	
08/01/09	1	WOR	R	L				5.0	8	23	24	5	5		1	4			2.45	
08/07/09		QUE	H					7.2	7	30	30	2	2		2	8			2.44	
08/12/09		NHP	H					7.0	7	28	30	6	3		2	5			2.55	
08/19/09		WOR	H					6.0	10	26	27	5	5		1	3			2.86	
08/26/09	2	NHP	R	W				5.0	2	18	18					7			2.72	
08/30/09		SSX	H	W				5.0	5	20	21	1	1	1	1				2.67	
09/04/09		QUE	R	W				7.0	5	25	25					6			2.51	
<b>TOTALS</b>																				
		W- L- S		ERA	GP	IP	H	AB	AVG	TBF	R	ER	HR	BB	SO	WP	BK			
		10- 1- 0		2.51	18	114.2	90	421	.214	446	37	32	5	18	81	0	0			
Home		3- 0- 0		2.41	9	59.2	51	222	.230	238	20	16	1	12	36	0	0			
Road		7- 1- 0		2.62	9	55.0	39	199	.196	208	17	16	4	6	45	0	0			
May		0- 0- 0		11.25	1	4.0	7	19	.368	20	6	5	1	1	2	0	0			
June		3- 0- 0		1.85	5	34.0	22	115	.191	126	7	7	1	8	19	0	0			
July		4- 0- 0		1.06	5	34.0	17	117	.145	125	5	4	2	4	27	0	0			
August		2- 1- 0		4.04	6	35.2	39	145	.269	150	19	16	1	5	27	0	0			
September		1- 0- 0		0.00	1	7.0	5	25	.200	25	0	0	0	0	6	0	0			



### PERSONAL NOTES

- Canadian left-hander was drafted out of high school by the Montreal Expos in the 11th round in 2003.
- Was traded from the Washington Nationals to the Toronto Blue Jays in 2005 in exchange for outfielder Tyrell Godwin, who reached the majors with Washington later that year.
- Younger brother, Jordan, is a catcher in the Cincinnati Reds system.

### 2009 SEASON NOTES

- Named the Can-Am League Pitcher of the Year after leading the league in wins (10-1) and ERA (2.51) and finishing second with 81 strikeouts.
- Was the Can-Am League Pitcher of the Month for June and July.
- Lost a perfect game with one out in the bottom of the eighth inning on 6/23 at Quebec.

### CAREER NOTES

- In 2007, was third in the Florida State League with 11 wins and third in BB/9 IP (1.67). His 18 home runs allowed were the second-most in the Advanced-A league.
- In 2005, was second in the Single-A Midwest League with 21 home runs surrendered.

### WIDEMAN'S CAREER PITCHING RECORD

YR	CLUB	LG	Class	W-L	PCT	ERA	G	GS	CG	SHO	GF	SV	IP	H	AB	TBF	R	ER	HR	SH	SF	HB	BB	IB	SO	WP	BK	AVG	AGAINST
03	Expos	GULF	R	2-4	.333	2.01	10	8	0	0	1	1	40.1	37	149	163	13	9	1	0	3	4	7	0	37	2	0	.248	
04	Vermont	NYP	A	3-1	.750	1.81	10	10	0	0	0	0	44.2	26	150	167	9	9	0	1	2	1	13	0	38	0	2	.173	
05	Lansing	MID	A	7-10	.412	4.91	27	27	0	0	0	0	143.0	135	540	594	84	78	21	0	6	10	38	0	121	3	2	.250	
06	Lansing	MID	A	1-4	.200	5.00	11	10	0	0	1	0	45.0	53	178	202	30	25	2	1	1	4	18	0	39	6	0	.298	
07	Lansing	MID	A	3-0	1.000	3.74	4	4	0	0	0	0	21.2	25	83	93	11	9	1	1	0	0	9	0	17	1	0	.301	
	Dunedin	FSL	A	11-5	.688	3.61	22	22	1	0	0	0	134.2	136	508	543	57	54	18	2	2	6	25	0	84	2	0	.268	
08	N.Hampshire	EAST	AA	3-8	.273	6.39	13	11	0	0	0	0	63.1	85	267	304	59	45	10	2	5	1	29	1	25	1	0	.318	
	Dunedin	FSL	A	7-5	.583	4.40	14	12	0	0	0	0	73.2	88	293	319	39	36	4	3	2	2	19	1	39	1	0	.300	
09	New Jersey	CAN	IND	10-1	.909	2.51	18	18	0	0	0	0	114.2	90	421	446	37	32	5	2	1	4	18	0	81	0	0	.214	
<b>MINOR LEAGUE TOTALS</b>																													
				47	.553		129		1	2			681.0	2589		339		62		22		176		481		4			
				38		3.93	122		0	1			675	2831		297		12		32		2		16				.261	

# 2010 PITCHER PROFILES



## #31 EDWARD RODRIGUEZ RHP

Height: 6'4" Weight: 200 Age: 25  
 Bats: Right Throws: Right  
 Born: 10/6/1984 in Esperanza, Dominican Republic  
 Resides: Paterson, NJ  
 College: N/A  
 Drafted: not drafted  
 Experience: seventh season (first with Jackals)



### RODRIGUEZ'S 2009 GAME-BY-GAME

DATE	G#	OPP	H/R	DEC	GS	CF	CG	IP	H	AB	TBF	R	ER	HR	BB	SO	WP	BK
04/23/09		LGI	H					1.2	5	5						1	0.00	
04/25/09		LGI	H					1.2	5	5						1	0.00	
05/01/09		CMD	R					0.1	1	1							0.00	
05/04/09		YRK	R					3.0	1	9	10				1	1	0.00	
05/08/09		NWK	H					0.1	2	3	4	1	1		1		1.29	
05/10/09		NWK	H					1.0	2	5	5					1	1.13	
05/12/09		LGI	H					0.2	2	4	5	2	1		1	1	2.08	
05/15/09		LCR	R	L				0.2	1	3	4	1	1		1	1	2.89	
05/29/09		BRG	H		1			2.0	2	8	8					1	2.38	
06/02/09	2	YRK	H	W	1			5.0	3	16	17				1	1	1.65	
06/11/09		SOM	H					0.2	1	3	4	2	2		1		2.65	
06/12/09		BRG	R					0.2	2	3					1		2.55	
06/13/09		BRG	R					1.1	1	5	5					1	2.37	
06/16/09		CMD	H					0.1	3	4	4	1	1				2.79	
06/20/09		SOM	R					2.0	2	7	8	1	1		1	3	2.95	
06/25/09		LCR	H					0.0	1	1	2	2	2		1		3.80	
06/28/09		LCR	H	W				3.0	1	9	10					2	3.33	
06/30/09		NWK	R					2.0	3	9	9					3	3.08	
07/04/09		SOM	R		1			4.0	4	14	15	1	1		1	2	2.97	
<b>TOTALS</b>																		
Home	2-0-0	3.86	11	16.1	17	63	.270	69	8	7	0	5	6	2	0			
Road	0-1-0	1.93	8	14.0	12	50	.240	55	3	3	0	5	11	0	0			
April	0-0-0	0.00	2	3.1	0	10	.000	10	0	0	0	0	1	1	0			
May	0-1-0	3.38	7	8.0	10	33	.303	37	4	3	0	4	4	1	0			
June	2-0-0	3.60	9	15.0	15	56	.268	62	6	6	0	5	10	0	0			
July	0-0-0	2.25	1	4.0	4	14	.286	15	1	1	0	1	2	0	0			
Start	1-0-0	0.82	3	11.0	9	38	.237	40	1	1	0	2	4	0	0			
Relief	1-1-0	4.19	16	19.1	20	75	.267	84	10	9	0	8	13	2	0			

### PERSONAL NOTES

- Spent his first five professional seasons in the Toronto Blue Jays system. Was released following 2009 spring training.

### 2009 SEASON NOTES

- Spent the entire season with Atlantic League's Southern Maryland Blue Crabs, going 2-1 with a 2.93 ERA in 19 games.
- In three starts, Rodriguez went 1-0 with a 0.82 ERA while allowing nine hits in 11 innings and striking out four without surrendering a walk.

### CAREER NOTES

- Signed as an undrafted free agent with the Toronto Blue Jays in 2002.



### RODRIGUEZ'S CAREER PITCHING RECORD

YR	CLUB	LG	Class	W-L	PCT	ERA	G	GS	CG	SHO	GF	SV	IP	H	AB	TBF	R	ER	HR	SH	SF	HB	BB	IB	SO	WP	BK	AVG	AGAINST
03	Toronto	DSL	R	9-2	.818	0.82	13	12	0	0	0	0	76.2	60	282	311	18	7	0	0	0	5	29	0	76	9	0	.213	
04	Pulaski	APPY	R	2-2	.500	5.00	19	2	0	0	4	0	36.0	42	152	172	24	20	0	0	1	6	13	2	36	9	1	.276	
05	Auburn	NYP	A	3-1	.750	3.49	21	0	0	0	8	3	38.2	41	151	165	21	15	2	1	3	3	7	0	25	5	1	.272	
06	Lansing	MID	A	1-5	.167	4.20	25	0	0	0	15	4	40.2	48	165	187	23	19	2	3	0	0	19	0	27	7	0	.291	
	Auburn	NYP	A	0-0	.000	0.00	3	0	0	0	2	2	6.0	3	19	20	0	0	0	0	0	0	1	0	6	1	0	.158	
07	Lansing	MID	A	3-2	.600	3.72	47	1	0	0	20	5	72.2	67	279	323	35	30	2	1	5	5	33	1	68	10	1	.240	
08	Dunedin	FSL	A	2-2	.500	3.84	49	0	0	0	17	3	58.2	74	235	271	30	25	3	3	1	5	27	0	32	10	0	.315	
	N.Hampshire	EAST	AA	0-0	.000	0.00	2	0	0	0	2	0	1.2	1	5	8	0	0	0	0	1	0	2	0	1	0	0	.200	
09	So Maryland	ATL	IND	2-1	.667	2.97	19	3	0	0	0	0	30.1	29	113	124	11	10	0	0	1	0	10	1	17	2	0	.257	
<b>MINOR LEAGUE TOTALS</b>																													
				22	.595		198	18	0	0	68	17	361.1	365	1401	1581	162	126	9	8	12	24	141	4	288	53	3	.261	

# 2010 PITCHER PROFILES



## #32 CHRIS ALLEN RHP

Height: 6'4" Weight: 225 Age: 25  
 Bats: Right Throws: Right  
 Born: 12/4/1984 in Williamsport, PA  
 Resides: DuBoistown, PA  
 College: Florida International University  
 Drafted: 2004, 45th round (Florida Marlins)  
 Experience: third season (first with Jackals)



### ALLEN'S 2009 GAME-BY-GAME

DATE	G#	OPP	H/R	DEC	GS	GF	CG	IP	H	AB	TBF	R	ER	HR	BB	SO	WP	BK
05/28/09		WOR	H					1.2	2	5	7	1	1		2	1		5.40
06/01/09		NJ	R	L	1			5.0	6	22	25	6	4	2	2	1		6.75
06/06/09	2	SSX	R	W	1			6.0	1	18	19				1	4		3.55
06/16/09		BR0	R	L	1			6.0	7	25	27	5	5	1	1	5		4.82
06/21/09		WOR	R	L	1			7.0	5	25	30	3	3		3	1	1	4.56
06/26/09		SSX	R		1			7.0	6	26	26	1	1	1		2		3.86
07/01/09		NHP	R	W	1		1	9.0	4	31	31					5		3.02
07/07/09		NHP	H	W	1			7.0	6	27	27	2	2	1		2	1	2.96
07/12/09		BR0	R	L	1			5.1	8	26	26	6				5		2.67
07/18/09		SSX	H	L	1			6.2	6	27	29	5	2		1	2		2.67
07/24/09	2	NJ	R	L	1			3.0	13	20	24	8	8		2			3.68
07/29/09		SSX	R		1			5.0	8	21	25	4	4	1	4	1	2	3.93
08/03/09		SSX	H	W	1		1	9.0	3	30	33				3	5		3.48
08/08/09		NJ	R	L	1			6.0	9	25	29	4	4		3	3		3.66
08/13/09		WOR	R	W	1			7.0	4	23	25				2	3	1	3.38
08/19/09		BR0	R	L	1			4.0	7	17	19	5	5	1	2	1		3.71

TOTALS	W	L	S	ERA	GP	IP	H	AB	AVG	TBF	R	ER	HR	BB	SO	WP	BK
TOTALS	5	8	0	3.71	16	94.2	95	368	.258	402	50	39	7	26	41	5	0
Home	2	1	0	1.85	4	24.1	17	89	.191	96	8	5	1	6	10	1	0
Road	3	7	0	4.35	12	70.1	78	279	.280	306	42	34	6	20	31	4	0
May	0	0	0	5.40	1	1.2	2	5	.400	7	1	1	0	2	1	0	0
June	1	3	0	3.77	5	31.0	25	116	.216	127	15	13	4	7	13	1	0
July	2	3	0	4.00	6	36.0	45	152	.296	162	25	16	2	7	15	3	0
August	2	2	0	3.12	4	26.0	23	95	.242	106	9	9	1	10	12	1	0
Start	5	8	0	3.68	15	93.0	93	363	.256	395	49	38	7	24	40	5	0
Relief	0	0	0	5.40	1	1.2	2	5	.400	7	1	1	0	2	1	0	0



### PERSONAL NOTES

- Was drafted by the Florida Marlins out of high school in 2004 as a catcher, but did not sign.
- Younger brother, Matt, played infield at Division II Bloomsburg University through 2008 season.
- At South Williamsport High School, lettered four times in baseball, three times in basketball and three times in golf.
- During his rookie campaign with the Frontier League's Southern Illinois Miners in 2008, was teammates with former Jackals infielder Mike Scanzano.

### 2009 SEASON NOTES

- Earned a ring with the Can-Am League Champion Quebec Capitales.
- Topped the Can-Am League with two shutouts. Eight losses were the most in the league, but his 3.71 ERA was the tenth-lowest. Both of his complete games were shutouts.
- Posted a 1.85 ERA in four home appearances (4.35 in 12 outings on the road).
- Worst start of the season came on 7/24/09 vs New Jersey when Allen allowed eight earned runs and 13 hits in three innings, jumping his ERA more than a run from 2.67 to 3.68.
- Was placed on the inactive list on 8/20/09 due to herniated disks and missed the remainder of the season.

### CAREER NOTES

- Played two seasons at Lake-Sumter (Fla.) Community College before transferring to Clemson in 2006. Tossed a perfect inning in his only appearance for the Tigers before transferring to Florida International University for final two seasons. As a senior at FIU in 2008, went 4-4 with a 4.87 ERA in 11 starts after posting a 4-6 record with a 5.69 ERA in a team-high 16 starts as a junior in 2007.

### ALLEN'S CAREER PITCHING RECORD

YR	CLUB	LG	Class	W-L	PCT	ERA	G	GS	CG	SHO	GF	SV	IP	H	AB	TBF	R	ER	HR	SH	SF	HB	BB	IB	SO	WP	BK	AVG	AGAINST
08	Southern Il	FRON	IND	6-2	.750	3.39	13	11	0	0	1	0	61.0	63	229	258	27	23	0	3	1	5	20	1	43	4	0	.275	
09	Quebec	CAN	IND	5-8	.385	3.71	16	15	2	2	0	0	94.2	95	368	402	50	39	7	2	3	2	26	0	41	5	0	.258	
MINOR LEAGUE TOTALS				11	.524		29	2	2	1	0		155.2	158	597	660	77	62	7	5	4	7	46	1	84	9	0	.265	

# 2010 PITCHER PROFILES



## #40 ROMAS HICKS RHP

Height: 6'0" Weight: 215 Age: 26  
 Bats: Right Throws: Right  
 Born: 1/9/84 in Decatur, GA  
 Resides: Loganville, GA  
 College: Georgia State University  
 Drafted: 2006, 22nd round (Kansas City Royals)  
 Experience: second season (second with Jackals)



### HICKS' 2009 GAME-BY-GAME

DATE	G#	OPP	H/R	DEC	GS	GF	CG	IP	H	AB	TBF	R	ER	HR	BB	SO	WP	BK
05/30/09	2	NHP	R					1.0	2	5	6				1	2		0.00
06/01/09		QUE	H			1		1.2		4	6				2	1		0.00
06/03/09		QUE	H					2.0	1	7	7					2		0.00
06/06/09	1	BRO	H	L				0.2	2	5	8	4	3		1	1		5.06
06/11/09	2	QUE	R	W				1.2	1	6	7	1	1		1	2		5.14
06/13/09		BRO	R					1.0	1	4	5				1	1		4.50
06/22/09		QUE	R					1.2		5	6				1	3		3.72
06/24/09		QUE	R					0.1	1	2	4				2	1		3.60
06/25/09	2	WOR	H			1		0.2	1	3	5	1	1		2	1		4.22
06/27/09		WOR	H					2.1	1	8	9				1	1		3.46
06/30/09		SSX	R	W				2.0	1	7	8				1	3	1	3.00
07/03/09		WOR	R					2.0		6	6					1		2.65
07/08/09		SSX	H					2.0		6	6					3		2.37
07/13/09		NHP	H					2.0	1	7	7	1	1	1		3		2.57
07/24/09	2	QUE	H			1		1.0		3	5				2	2		2.45
07/28/09		BRO	H	W				2.0	3	7	8				1	2		2.25
08/01/09	2	WOR	R	W				2.0		6	8				2	3		2.08
08/07/09		QUE	H					2.0		6	8				2	3		1.93
08/09/09		QUE	H					1.0		3	4				1	1		1.86
08/12/09		NHP	H					1.0		4	5				1	2		1.80
08/15/09		QUE	R					1.0	2	5	6	1	1	1	1	1		2.03
08/16/09		QUE	R	S		1		1.0		3	3					3		1.97
08/18/09		WOR	H					1.0		3	3					3		1.91
08/23/09		SSX	R			1		1.0		3	3					2		1.85
08/30/09		SSX	H					2.0	2	7	7					4		1.75
09/01/09		WOR	H					1.0	1	4	4					3		1.70
09/03/09		WOR	H					1.0		3	3					2		1.66
09/06/09		QUE	R	L		1		1.0	2	4	7	3	1		1	1		1.85
<b>TOTALS</b>	<b>4-</b>	<b>2-</b>	<b>1</b>	<b>1.85</b>	<b>28</b>	<b>39.0</b>	<b>22</b>	<b>136</b>	<b>.162</b>	<b>164</b>	<b>11</b>	<b>8</b>	<b>2</b>	<b>24</b>	<b>57</b>	<b>1</b>	<b>0</b>	
Home	1-	1-	0	1.93	16	23.1	12	80	.150	95	6	5	1	13	34	0	0	
Road	3-	1-	1	1.72	12	15.2	10	56	.179	69	5	3	1	11	23	1	0	
May	0-	0-	0	0.00	1	1.0	2	5	.400	6	0	0	0	1	2	0	0	
June	2-	1-	0	3.21	10	14.0	9	51	.176	65	6	5	0	12	16	1	0	
July	1-	0-	0	1.00	5	9.0	4	29	.138	32	1	1	1	3	11	0	0	
August	1-	0-	1	0.75	9	12.0	4	40	.100	47	1	1	1	7	22	0	0	
September	0-	1-	0	3.00	3	3.0	3	11	.273	14	3	1	0	1	6	0	0	
Relief	4-	2-	1	1.85	28	39.0	22	136	.162	164	11	8	2	24	57	1	0	

### PERSONAL NOTES

- Acquired by the Jackals from the Atlantic City Surf on 12/8/08 in exchange for a player to be named later. Hicks never took the field for Atlantic City.
- Was drafted by Kansas City in 2006 (22nd round), but was injured and never pitched in Royals' system.

### 2009 SEASON NOTES

- Struck out 57 batters in 39 innings.
- Recorded the second-lowest ERA (1.85) of any Can-Am League pitcher with more than 2.1 innings pitched (Quebec's Derek McDaid posted a 1.51 ERA in 34 games).
- Over his last seven outings, posted an 18-to-1 strikeout-to-walk ratio.
- Allowed more than one earned run once in 28 appearances.
- Carried his success with New Jersey into winter ball, posting a 1.07 ERA in seven games with eight strikeouts and one walk for the Seminole Country Naturals of the short-lived Florida Winter League. With Seminole County, Hicks was teammates with former Jackals Jerod Edmondson and Chris Garcia.

### CAREER NOTES

- During the summer of 2005 with the Bourne Braves of the Cape Cod League, Romas recorded nine saves and compiled a 1.52 ERA.
- Ranks fifth in career innings pitched and third in career strikeouts at Georgia State University.



### HICKS' CAREER PITCHING RECORD

YR	CLUB	LG	Class	W-L	PCT	ERA	G	GS	CG	SHO	GF	SV	IP	H	AB	TBF	R	ER	HR	SH	SF	HB	BB	IB	SO	WP	BK	AVG	AGAINST
09	New Jersey	CAN	IND	4-2	.667	1.85	28	0	0	0	6	1	39.0	22	136	164	11	8	2	1	0	3	24	0	57	1	0	.162	
MINOR LEAGUE TOTALS				4	.667		28	0	0	0	6	1	39.0		136		11	8	2	1	0	3	24	0	57	0		.162	
				2		1.85	0	0	0	0	1		22		164		8	1	0	3	0	0	0	1	0		.162		

# 2010 POSITION PLAYER PROFILES



## #2 SHAWN RIGGANS INF

**Height:** 6'2"    **Weight:** 200    **Age:** 29  
**Bats:** Right    **Throws:** Right  
**Born:** 7/25/1980 in Fort Lauderdale, FL  
**Resides:** Fort Lauderdale, FL  
**College:** Indian River (Fla.) CC  
**Drafted:** 2000, 24th round, Tampa Bay Devil Rays  
**Experience:** 10th season (first with Jackals)



### PERSONAL NOTES

- Was released by the New York Mets on 5/11/10. Was 3-for-10 with two RBIs in four games, two with the Triple-A Buffalo Bisons and two with the Double-A Binghamton Mets.
- Has the tattoo "3-5-01" on his back to commemorate his mother, Patricia, who passed away on March 5, 2001.
- Played ball at St. Thomas Aquinas High School (Fla.) where he did not start one game.

### 2009 SEASON NOTES

- Was limited to just 26 minor league games and seven major league games because of right shoulder tendinitis.

### CAREER NOTES

- Saw his first major league action as a September 2006 callup with Tampa Bay and has seen time in the majors each of the past four seasons. Is a career .202 hitter with seven home runs in 64 major league games from 2006-09.
- Underwent season-ending right knee surgery on 9/10/08 to help clean up a staph infection.
- Made his first career opening day roster in 2008 and caught 10 of the 16 games missed by Rays' starting catcher Dioner Navarro in April after Navarro injured his right hand in a game at Yankee Stadium on April 4. Riggans pinch hit for Navarro in that contest, delivering a bases-clearing double with the bases loaded. Riggans started the Rays' home opener on April 8 and belted his first career home run off Baltimore's Eric Bedard.
- In 2007, Riggans batted .316 (12-for-38) with five doubles and five RBIs in 17 spring training games, earning the Al Lopez Award for the Rays best rookie in spring camp.
- Was a Triple-A International League Mid-Season All-Star in 2006 with the Durham Bulls. That season his .293 average ranked ninth in the IL. He was also rated the best defensive catcher in the International League and the Rays' organization by Baseball America's Best Tools Survey.
- Underwent "Tommy John" surgery on 7/9/01.

## RIGGANS' CAREER BATTING RECORD

YR	Club	LG	CLASS	POS	AVG	G	AB	R	H	TB	2B	3B	HR	RBI	GW	SH	SF	HB	BB	IB	SO	SB	CS	GDP	SLUG	OBP	TPA
01	Princeton	APPY	R	C	.345	15	58	15	20	48	4	0	8	17	0	0	0	0	9	0	18	1	0	0	.828	.433	67
02	Hudson Val	NYP	A	DH	.263	73	266	34	70	110	13	0	9	48	0	2	1	1	32	1	72	2	2	0	.414	.343	302
03	Chston-Sc	SAL	A	C-DH	.280	68	232	33	65	91	17	0	3	34	0	1	4	4	19	0	35	3	4	8	.392	.340	260
	Orlando	SOU	AA	C	.274	22	62	7	17	26	6	0	1	11	0	0	2	1	4	0	14	0	0	0	.419	.319	69
04	Bakersfield	CAL	A	C	.346	34	127	20	44	70	11	0	5	22	0	0	1	1	15	0	23	0	1	3	.551	.417	144
	Montgomery	SOU	AA	C-DH	.222	10	36	3	8	15	1	0	2	7	0	0	0	1	2	0	14	0	0	2	.417	.282	39
05	Montgomery	SOU	AA	C-DH	.310	89	313	40	97	142	21	0	8	53	0	2	5	4	26	0	69	1	2	11	.454	.365	350
06	Durham	INT	AAA	C-DH	.293	115	417	43	122	185	26	2	11	54	0	2	2	5	27	1	88	2	2	11	.444	.341	453
	Tampa Bay	AL	MAJ	C	.172	10	29	3	5	6	1	0	0	1	0	0	0	0	4	0	7	0	0	1	.207	.273	33
07	Durham	INT	AAA	C	.281	33	121	10	34	57	9	1	4	16	0	1	1	6	4	0	30	0	3	6	.471	.333	133
	Tampa Bay	AL	MAJ	C	.100	3	10	1	1	1	0	0	0	2	0	0	0	0	0	0	1	0	0	1	.100	.100	10
	Vero Beach	FSL	A	C-DH	.300	8	30	3	9	11	2	0	0	5	0	0	0	0	1	0	5	0	0	0	.367	.323	31
08	Tampa Bay	AL	MAJ	C	.222	44	135	21	30	55	7	0	6	24	0	2	2	1	12	0	30	0	0	4	.407	.287	152
09	Tampa Bay	AL	MAJ	C	.143	7	14	2	2	5	0	0	1	1	0	0	0	0	0	0	3	0	0	1	.357	.143	14
	Montgomery	SOU	AA	C-DH	.286	3	7	2	2	2	0	0	0	0	0	0	0	0	0	0	2	0	0	0	.286	.286	7
	Charlotte	FSL	A	DH-C	.256	12	39	5	10	12	2	0	0	2	0	0	0	2	4	0	6	1	0	1	.308	.356	45
	Durham	INT	AAA	C	.200	11	40	4	8	13	2	0	1	5	0	0	0	1	1	0	7	0	0	1	.325	.238	42
MAJOR LEAGUE TOTALS					.202		188		38		8		7		0		2		16		41		0		.356		209
						64		27		67		0	28		2		1		0		0		7		.266		
MINOR LEAGUE TOTALS					.289		1748		506		114		52		0		16		144		383		14		.447		1942
						493		219		782		3	274		8		26		2		10		43		.350		

# 2010 POSITION PLAYER PROFILES



## #4 ARGENIS REYES

INF

**Height:** 5'10"    **Weight:** 180    **Age:** 27  
**Bats:** Switch    **Throws:** Right  
**Born:** 9/25/1982 in Santiago, Dominican Republic  
**Resides:** Jersey City, NJ  
**College:** N/A  
**Drafted:** not drafted  
**Experience:** eighth season (first with Jackals)



### PERSONAL NOTES

- First name is pronounced arr-HEY-niss
- Originally signed as an undrafted free agent by the Cleveland Indians in 2001.
- Teamed with Mets' shortstop Jose Reyes to form the majors' first double play combo to share the same surname since Eric and Michael Young for the Texas Rangers in 2006.

### 2009 SEASON NOTES

- Went 2-for-17 at the plate in nine games during two stints (6/24-7/1 and 7/9-7/12) with the New York Mets, with both hits coming as a left-handed batter.
- Spent the majority of the season (101 games) with the Triple-A Buffalo Bisons.
- With Buffalo, he hit .306 (56-for-183) in 51 home games to win the Jimmy Griffin Hometown Hero Award, honoring the player who performs the best in home games in front of Buffalo's fans.
- Hit in the clutch, averaging .322 (19-for-59) with runners on base and two outs and .308 (12-for-39) with runners in scoring position and two outs for Buffalo.
- Missed 15 games on the disabled list from 5/30-6/15 with a groin contusion.
- Following the season, played for the Leones del Escogido of the Dominican Winter League, where he was teammates with Abraham Nunez. Former Jackals' OF Alex Fernandez was also a teammate. Former Jackal Timo Perez lead the league in batting (.356).

### CAREER NOTES

- In 2007, was fourth in Double-A Eastern League stolen bases (27)
- Finished fourth in the Advanced-A Carolina League in triples (6), fourth in runs (71), third in hits (137) and second in at-bats (516) in 2006.
- With the Lake County Captains In 2005, was a Single-A South Atlantic League Mid-Season All-Star
- Was a Short-A New York-Penn League Post Season All-Star in 2004 after ranking fourth in stolen bases (27), fifth in SO/TPA (1/9.64), fifth in average (.312) and first in runs (53), hits (101), games (73) and at-bats( 324).

## REYES'S CAREER BATTING RECORD

YR	Club	LG	CLASS	POS	AVG	G	AB	R	H	TB	2B	3B	HR	RBI	GW	SH	SF	HB	BB	IB	SO	SB	CS	GDP	SLUG	OBP	TPA
01	Cleveland	DSL	R	1B	.293	64	242	44	71	86	6	3	1	22	1	5	1	8	32	3	35	37	9	3	.355	.392	288
02	Cleveland C	DSL	R	1B	.299	66	284	52	85	114	11	9	0	31	1	3	3	4	20	1	31	46	9	3	.401	.350	314
03	Burlington	APPY	R	2B	.278	39	151	26	42	44	2	0	0	9	0	1	1	3	7	1	23	14	1	3	.291	.321	163
04	Mahoning Vy	NYP	A	OF-2B	.312	73	324	53	101	112	11	0	0	20	0	0	3	5	15	2	36	27	9	4	.346	.349	347
05	Lake County	SAL	A	3B-2B	.322	71	317	51	102	132	14	5	2	36	0	3	2	1	16	1	36	16	6	4	.416	.354	339
	Kinston	CARO	A	2B	.257	52	202	23	52	61	4	1	1	13	0	5	1	1	8	0	38	8	3	7	.302	.288	217
06	Kinston	CARO	A	2B-3B	.266	130	516	71	137	171	16	6	2	58	0	10	8	4	48	2	73	24	6	14	.331	.328	586
07	Akron	EAST	AA	2B	.278	125	467	65	130	168	21	4	3	32	0	11	1	1	23	0	56	27	8	14	.360	.313	503
08	New Orleans	PCL	AAA	2B	.283	81	311	41	88	101	11	1	0	22	0	7	3	1	31	1	47	13	6	2	.325	.347	353
	New York	NL	MAJ	2B-PH	.218	49	110	13	24	27	0	0	1	3	0	5	0	2	4	0	20	2	0	2	.245	.259	121
09	Buffalo	INT	AAA	2B-SS	.282	101	379	43	107	143	19	4	3	31	0	5	1	2	29	3	46	10	3	9	.377	.336	416
	New York	NL	MAJ	PH-2B	.118	9	17	0	2	2	0	0	0	0	0	0	0	0	1	0	4	1	0	0	.118	.167	18
MAJOR LEAGUE TOTALS					.205		127		26		0		1		0		0		5		24		0		.228		139
						58		13		29		0		3		5		2		0		3		2		.246	
MINOR LEAGUE TOTALS					.287		3193		915		115		12		2		24		229		421		60		.355		3526
						802		469		1132		33		274		50		30		14		222		63		.338	

## 2010 POSITION PLAYER PROFILES



### #5 MIKE CONSOLMAGNO OF

**Height:** 5'9"      **Weight:** 170      **Age:** 23  
**Bats:** Left      **Throws:** Left  
**Born:** 11/3/1986 in Staten Island, NY  
**Resides:** Staten Island, NY  
**College:** University of South Florida  
**Drafted:** not drafted  
**Experience:** first season (first with Jackals)

#### PERSONAL NOTES

- Last name is pronounced *con-sol-MAG-no*
- Joins the Jackals for his first professional season after finishing his career at the University of South Florida last spring.
- Older sister, Diana, just completed her fourth season as an assistant softball coach at Rutgers University. Diana was a four-year captain at the University of Wisconsin.
- Younger brother, Francis, was a running back at the University of Delaware and Bridgewater State College.

#### CAREER NOTES

- In four seasons at South Florida, batted .272 and walked (105) more than he struck out (91). Mike did not hit a home run in 389 career at-bats. He posted 11 multi-hit games as a redshirt senior in 2009. Consolmagno took a redshirt as a freshman in 2005.





# 2010 POSITION PLAYER PROFILES



## #6 KEVIN CLARK

OF

**Height:** 6'0"    **Weight:** 200    **Age:** 24  
**Bats:** Left    **Throws:** Left  
**Born:** 12/10/1985 in Tampa, FL  
**Resides:** Siffner, FL  
**College:** Manatee (Fla.) Junior College  
**Drafted:** 2006, sixth round (Colorado Rockies)  
**Experience:** fifth season (first with Jackals)

### PERSONAL NOTES

- Signed with the Jackals on May 19.

### 2009 SEASON NOTES

- Began the season with the Single-A Modesto nuts (4/11-4-26) before finishing the season with the Short-A Tri-City Dust Devils (6/22-9/06).
- Finished second in the Short-A Northwest League with 19 stolen bases for Tri-City.

### CAREER NOTES

- In 2007 with the Single-A Asheville Tourists, hit a career-high 17 home runs and swiped a career-best 22 bases. His 76 RBIs for Asheville ranked 11th in the South Atlantic League.

## CLARK'S 2009 STATISTICS AND SPLITS

### WITH MODESTO NUTS

	G	AVG	AB	R	H	2B	3B	HR	RBI	BB	SO	SB	CS	GDP
TOTALS	12	.241	29	4	7	3	0	0	4	3	9	1	0	0
Home	7	.333	18	3	6	3	0	0	2	1	5	1	0	0
Road	5	.091	11	1	1	0	0	0	2	2	4	0	0	0
April	12	.241	29	4	7	3	0	0	4	3	9	1	0	0
Left Field	3	.300	10	2	3	1	0	0	1	0	2	1	0	0
Right Field	1	.000	4	0	0	0	0	0	0	0	2	0	0	0
Designated Hit	4	.167	12	1	2	1	0	0	1	2	4	0	0	0
Pinch Hitter	4	.667	3	1	2	1	0	0	2	1	1	0	0	0

### WITH TRI-CITY DUST DEVILS

	G	AVG	AB	R	H	2B	3B	HR	RBI	BB	SO	SB	CS	GDP
TOTALS	59	.260	181	32	47	11	1	5	28	35	39	19	4	4
Home	30	.209	91	13	19	5	1	1	7	15	17	4	1	3
Road	29	.311	90	19	28	6	0	4	21	20	22	15	3	1
June	6	.136	22	3	3	1	0	0	1	5	7	3	0	0
July	24	.328	67	11	22	5	0	4	14	9	12	5	0	3
August	24	.253	79	14	20	5	1	0	11	18	16	10	4	1
September	5	.154	13	4	2	0	0	1	2	3	4	1	0	0
Left Field	25	.299	77	14	23	4	1	3	17	15	17	9	2	1
Right Field	4	.500	12	3	6	1	0	1	4	1	1	0	0	0
Designated Hit	25	.205	88	14	18	6	0	1	7	18	20	10	2	3
Pinch Hitter	7	.000	4	1	0	0	0	0	0	1	1	0	0	0



## CLARK'S CAREER BATTING RECORD

YR	Club	LG	CLASS	POS	AVG	G	AB	R	H	TB	2B	3B	HR	RBI	GW	SH	SF	HB	BB	IB	SO	SB	CS	GDP	SLUG	OBP	TPA
06	Casper	PIO	R	OF-DH	.242	56	207	33	50	83	10	4	5	23	0	0	2	3	28	2	65	6	4	5	.401	.338	240
07	Tri-City	NWST	A	OF-DH	.251	61	207	34	52	88	15	0	7	25	0	4	0	0	28	0	58	4	3	2	.425	.340	239
08	Asheville	SAL	A	OF	.262	112	397	60	104	180	23	1	17	76	0	1	9	3	54	1	136	22	6	3	.453	.348	464
09	Modesto	CAL	A	PH-OF	.241	12	29	4	7	10	3	0	0	4	0	0	0	0	3	0	9	1	0	0	.345	.313	32
	Tri-City	NWST	A	OF-DH	.260	59	181	32	47	75	11	1	5	28	0	1	1	5	35	2	39	19	4	4	.414	.392	224
MINOR LEAGUE TOTALS					.255		1021	260		62			34		0		12		148		307		17		.427		1199
						300	163	436		6			156		6		11		5		52		14		.352		

# 2010 POSITION PLAYER PROFILES



## #9 JEFF GROSE OF

Height: 5'11"    Weight: 190    Age: 25  
 Bats: Left    Throws: Left  
 Born: 7/14/1984  
 Resides: Iselin, NJ  
 College: Rutgers University  
 Drafted: not drafted  
 Experience: fourth season (first with Jackals)

### GROSE'S 2009 STATISTICS AND SPLITS

	G	AVG	AB	R	H	2B	3B	HR	RBI	BB	SO	SB	CS	GDP
TOTALS	33	.294	109	20	32	4	0	1	16	8	21	5	3	1
Home	21	.282	71	12	20	2	0	1	7	5	14	3	2	1
Road	12	.316	38	8	12	2	0	0	9	3	7	2	1	0
May	9	.250	32	5	8	1	0	0	2	2	5	0	1	0
June	24	.312	77	15	24	3	0	1	14	6	16	5	2	1
Center Field	32	.296	108	19	32	4	0	1	16	8	20	5	3	1
Designated Hit	1	.000	1	0	0	0	0	0	0	0	1	0	0	0
Pinch Runner	1	.000	0	1	0	0	0	0	0	0	0	0	0	0



### PERSONAL NOTES

- Last name is pronounced *gross*
- Was acquired by the Jackals from the Frontier League's Kalamazoo Kings on 3/31/10 in exchange for future considerations.
- Starred at Rutgers University from 2003-2006. Ranks among Scarlet Knights' career leaders in at bats (fourth - 714), hits (fourth - 229), walks (sixth - 115), triples (eighth - 10), and total bases (10th - 301).
- Was an All-Big East selection in 2005 and 2006.
- Played high school baseball at John F. Kennedy Memorial High School in Iselin, NJ.

### 2009 SEASON NOTES

- Missed the majority of the season with a thumb injury.
- Did not commit any error in 32 games in the outfield after committing seven errors each of his first two seasons

### CAREER NOTES

- Spent his first three professional seasons with the Kalamazoo Kings of the independent Frontier League playing for manager Fran Riordan, who spent the 2003 season with the North Shore Spirit in the Northeast League.
- In 2008, finished fifth in Frontier League walks (63) and fourth in triples (5).
- Pitched two innings for Kalamazoo in 2007 and allowed one run on three hits with one walk and one strikeout.

### GROSE'S CAREER BATTING RECORD

YR	Club	LG	CLASS	POS	AVG	G	AB	R	H	TB	2B	3B	HR	RBI	GW	SH	SF	HB	BB	IB	SO	SB	CS	GDP	SLUG	OBP	TPA
07	Kalamazoo	FRON	IND	OF	.314	87	344	65	108	143	14	3	5	45	0	3	3	1	36	0	64	13	5	3	.416	.378	387
08	Kalamazoo	FRON	IND	OF	.252	92	313	62	79	113	9	5	5	54	0	10	6	1	63	0	60	9	6	2	.361	.373	393
09	Kalamazoo	FRON	IND	OF	.294	33	109	20	32	39	4	0	1	16	0	3	2	0	8	0	21	5	3	1	.358	.336	122
MINOR LEAGUE TOTALS					.286		766	219		27		11			0	11		107		145		14			.385		902
						212		147		295		8		115		16		2		0		27		6		.370	

# 2010 POSITION PLAYER PROFILES



## #10 ABRAHAM NÚÑEZ INF

**Height:** 5'10"    **Weight:** 195    **Age:** 34  
**Bats:** Switch    **Throws:** Right  
**Born:** 3/16/1976 in Santo Domingo, Dominican Republic  
**Resides:** Santo Domingo, Dominican Republic  
**College:** N/A  
**Drafted:** not drafted  
**Experience:** 15th season (first with Jackals)



### PERSONAL NOTES

- Full name is Abraham Orlando Nunez.
- Played baseball and volleyball at Emmanuel High School in Santo Domingo.

### 2009 SEASON NOTES

- Walked more times (48) than he struck out (40) for the Triple-A Reno Aces in the Arizona Diamondbacks system.
- Following the season, played for the Leones del Escogido of the Dominican Winter League, where he was teammates with Argenis Reyes. Former Jackals' OF Alex Fernandez was also a teammate. Former Jackal Timo Perez lead the league in batting (.356).

### CAREER NOTES

- Has spent parts of 12 seasons in the majors with four different teams, most recently with the New York Mets in 2008
- Has also spent parts of five seasons at the Triple-A level.
- Has appeared in more major league games (1,030) than minor league games (711) entering the 2010 season.
- Has played over 250 Major League games at third base, second base, and shortstop.
- Signed as nondrafted free agent by Toronto on 5/5/94.
- Traded by the Blue Jays with RHP Jose Pett, RHP Jose Silva, SS Brandon Cromer, LHP Mike Halperin and a player to be named (C Craig Wilson) to the Pirates for 2B Carlos Garcia, LHP Dan Plesac and 1B Orlando Merced on 11/14/96.
- First Major League hit was a two-run triple off Dodgers' Denny Reyes on 8/27/97. First career home run came off Phillies' Mark Portugal at Veterans Stadium on 9/12/98.
- Made Major League debut on 8/27/97 with Pittsburgh.
- Was a New York-Penn League All-Star shortstop in 1996 with the St. Catherines Stompers, when he was second in the league with 37 stolen bases. The Pittsfield Mets were also part of the New York-Penn League that season.

## NUNEZ'S CAREER BATTING RECORD

YR	Club	LG	CLASS	POS	AVG	G	AB	R	H	TB	2B	3B	HR	RBI	GW	SH	SF	HB	BB	IB	SO	SB	CS	GDP	SLUG	OBP	TPA	
94	Toronto #2	DSL	R	2B	.250	59	188	31	47	52	5	0	0	15	0	0	2	0	42	0	37	22	16	0	.277	.384	232	
95	Toronto	DSL	R	3B	.301	54	186	49	56	84	10	3	4	25	0	1	0	2	30	1	27	24	6	4	.452	.404	219	
96	St. Cathrines	NYP	A	SS-2B	.279	75	297	43	83	106	6	4	3	26	0	8	2	4	31	0	43	37	14	2	.357	.353	342	
97	Lynchburg	CARO	A	SS	.260	78	304	45	79	105	9	4	3	32	0	9	1	1	23	0	47	29	14	5	.345	.313	338	
	Carolina	SOU	AA	SS	.328	47	198	31	65	76	6	1	1	14	0	2	3	0	20	1	28	10	5	2	.384	.385	223	
	Pittsburgh	NL	MAJ	SS-2B	.225	19	40	3	9	15	2	2	0	6	0	0	1	1	3	0	10	1	0	1	.375	.289	45	
98	Nashville	PCL	AAA	SS	.249	94	366	50	91	118	12	3	3	32	0	2	1	5	39	0	73	16	8	9	.322	.328	413	
	Lynchburg	CARO	A	SS	.222	5	18	2	4	5	1	0	0	2	0	0	0	0	3	0	1	1	0	2	.278	.333	21	
	Pittsburgh	NL	MAJ	SS	.192	24	52	6	10	15	2	0	1	2	0	3	0	0	12	0	14	4	2	1	.288	.344	67	
99	Pittsburgh	NL	MAJ	SS-2B	.220	90	259	25	57	65	8	0	0	17	0	13	0	1	28	0	54	9	1	2	.251	.299	301	
	Nashville	PCL	AAA	SS	.310	15	58	12	18	18	0	0	0	3	0	0	0	0	5	0	8	1	0	2	.310	.365	63	
00	Nashville	PCL	AAA	SS-2B	.276	90	351	49	97	119	11	1	3	29	0	4	2	1	36	0	46	20	5	7	.339	.344	394	
	Pittsburgh	NL	MAJ	SS-PH	.220	40	91	10	20	24	1	0	1	8	0	0	0	0	8	1	14	0	0	3	.264	.283	99	
01	Pittsburgh	NL	MAJ	2B-SS	.262	115	301	30	79	101	11	4	1	21	0	4	1	1	28	1	53	8	2	0	.336	.326	335	
02	Pittsburgh	NL	MAJ	PH-2B	.233	112	253	28	59	81	14	1	2	15	0	3	1	2	27	1	44	3	4	2	.320	.311	286	
	Nashville	PCL	AAA	SS	.222	5	18	3	4	4	0	0	0	0	0	0	0	0	2	0	7	4	1	0	.222	.300	20	
03	Pittsburgh	NL	MAJ	2B-PH	.248	118	311	37	77	111	8	7	4	35	0	9	2	3	26	1	53	9	3	8	.357	.310	351	
04	Pittsburgh	NL	MAJ	2B-SS	.236	112	182	17	43	58	9	0	2	13	0	2	1	0	10	0	36	1	3	8	.319	.275	195	
05	St. Louis	NL	MAJ	3B-2B	.285	139	421	64	120	152	13	2	5	44	0	9	0	0	37	4	63	0	1	6	.361	.343	467	
06	Philadelphia	NL	MAJ	3B-PH	.211	123	322	42	68	88	10	2	2	32	0	3	1	2	41	8	58	1	0	7	.273	.303	369	
07	Philadelphia	NL	MAJ	3B-PH	.234	136	252	24	59	71	10	1	0	16	0	4	0	1	30	5	48	2	0	10	.282	.318	287	
08	Nashville	PCL	AAA	2B	.210	33	105	14	22	24	2	0	0	8	0	2	1	1	14	0	18	5	0	2	.229	.306	123	
	New Orleans	PCL	AAA	3B	.211	72	218	26	46	62	4	0	4	20	0	3	0	2	42	4	38	4	1	8	.284	.344	265	
	New York	NL	MAJ	PH	.000	2	2	0	0	0	0	0	0	0	0	0	0	0	0	0	0	0	0	0	.000	.000	2	
09	Reno	PCL	AAA	SS-2B	.249	84	253	28	63	81	8	2	2	32	0	5	3	1	48	5	40	4	3	10	.320	.367	310	
MAJOR LEAGUE TOTALS					.242	2486	601	88	18	0	7	250	447	16	48	.314										2804		
						1030	286	781	19	209	50	11	21	38												.313		
MINOR LEAGUE TOTALS					.264	2560	675	74	23	0	15	335	413	73	53	.334											2963	
						711	383	854	18	238	36	17	11	177													.351	

# 2010 POSITION PLAYER PROFILES



## #15 MIKE DEJESUS

SS

Height: 5'10"    Weight: 185    Age: 26  
 Bats: Left    Throws: Right  
 Born: 7/16/1983 in Staten Island, NJ  
 Resides: Manalapan, NJ  
 College: Coastal Carolina University  
 Drafted: not drafted  
 Experience: sixth season (second with Jackals)



### DEJESUS'S 2009 STATISTICS AND SPLITS

	G	AVG	AB	R	H	2B	3B	HR	RBI	BB	SO	SB	CS	GDP
TOTALS	92	.297	347	51	103	14	3	5	66	46	42	3	2	11
Home	46	.299	174	29	52	6	2	2	27	21	20	2	1	5
Road	46	.295	173	22	51	8	1	3	39	25	22	1	1	6
May	4	.313	16	3	5	1	0	0	4	3	2	1	0	1
June	26	.265	98	14	26	4	0	2	16	10	6	1	0	2
July	27	.294	102	13	30	4	0	1	14	11	14	1	0	3
August	28	.330	103	16	34	4	2	2	23	16	13	0	2	3
September	7	.286	28	5	8	1	1	0	9	6	7	0	0	2
Shortstop	91	.289	343	50	99	13	3	5	62	45	42	3	2	11
Left Field	2	1.000	4	1	4	1	0	0	4	1	0	0	0	0



### PERSONAL NOTES

- Last name is pronounced *de-HEY-zeus*
- Is the younger brother of Kansas City Royals outfielder David DeJesus.
- Began his college career at East Carolina University before playing his final two seasons at Coastal Carolina University.
- Was a four-year baseball letterman at New Jersey's Manalapan High School, where he set the school record for batting average as a sophomore when he hit .522.

### 2009 SEASON NOTES

- Was fifth in the Can-Am League in walks (46) and RBIs (66).
- Hit two of his five season home runs in one game on 6/22 at Quebec, his first game batting third.
- Started 91 games at shortstop and committed 21 errors. Entering the season, had only played six career games at the position.

### CAREER NOTES

- In 2007, finished fourth in the Advanced-A Florida State League with 78 walks and was 2nd toughest batter in the league to strike out (once every 9.77 at-bats).
- In 2005, ranked fourth in the Rookie-Level Pioneer League with 40 walks.

### DEJESUS'S CAREER BATTING RECORD

YR	Club	LG	CLASS	POS	AVG	G	AB	R	H	TB	2B	3B	HR	RBI	GW	SH	SF	HB	BB	IB	SO	SB	CS	GDP	SLUG	OBP	TPA
05	Billings	PIO	R	2B	.234	53	154	25	36	47	8	0	1	20	0	3	0	1	40	1	40	10	2	1	.305	.395	198
06	Dayton	MID	A	2B-DH	.246	112	394	52	97	120	12	1	3	42	0	6	4	1	59	2	60	11	4	9	.305	.343	467
07	Sarasota	FSL	A	2B	.261	113	417	76	109	137	12	2	4	29	0	8	2	3	78	0	52	4	6	7	.329	.380	508
08	Sarasota	FSL	A	2B-DH	.246	42	167	20	41	53	5	2	1	17	0	1	3	0	19	0	35	2	2	5	.317	.317	190
	Chattanooga	SOU	AA	PH-2B	.270	67	178	32	48	63	9	0	2	16	0	1	2	2	32	1	30	2	1	2	.354	.383	216
09	New Jersey	CAN	IND	SS	.297	92	347	51	103	138	14	3	5	66	0	3	5	2	46	0	42	3	2	11	.398	.378	403
MINOR LEAGUE TOTALS					.262		1657	434	60	16					0	16	274	259	17						.337		1982
						479	256	558	8	190					22	9	4	32	35						.367		

# 2010 POSITION PLAYER PROFILES



## #20 MATT STIFFLER 1B/OF

**Height:** 6'0"    **Weight:** 200    **Age:** 24  
**Bats:** Left    **Throws:** Left  
**Born:** 3/9/1986 in Bellbrook, OH  
**Resides:** Bellbrook, OH  
**College:** Ohio University  
**Drafted:** 2008, 27th round (Cincinnati Reds)  
**Experience:** third season (first with Jackals)

### STIFFLER'S 2009 STATISTICS AND SPLITS

	G	AVG	AB	R	H	2B	3B	HR	RBI	BB	SO	SB	CS	GDP
<b>TOTALS</b>	53	.296	162	32	48	13	3	0	11	16	39	4	4	2
Home	25	.263	76	14	20	6	2	0	4	10	20	0	1	2
Road	28	.326	86	18	28	7	1	0	7	6	19	4	3	0
June	6	.389	18	2	7	1	2	0	4	2	5	0	1	1
July	22	.246	69	15	17	5	0	0	2	7	16	2	2	0
August	21	.356	59	13	21	7	0	0	4	7	17	2	1	1
September	4	.188	16	2	3	0	1	0	1	0	1	0	0	0
First Base	20	.281	64	14	18	6	2	0	2	6	16	2	1	1
Left Field	17	.264	53	8	14	4	1	0	4	4	13	1	1	0
Center Field	4	.500	4	1	2	2	0	0	1	2	1	0	0	0
Right Field	10	.433	30	9	13	1	0	0	4	4	7	1	1	1
Designated Hit	2	.125	8	0	1	0	0	0	0	0	0	0	0	0
Pinch Hitter	3	.000	3	0	0	0	0	0	0	0	2	0	0	0
Pinch Runner	2	.000	0	0	0	0	0	0	0	0	0	0	1	0



### PERSONAL NOTES

- Was acquired by the Jackals via trade with the Florence Freedom (Frontier League) on 3/2/10 in exchange for future considerations.

### 2009 SEASON NOTES

- Made his season debut with the Florence Freedom on 6/24.
- Played all three outfield positions, first base, and designated hitter, committing just three errors in 51 games.
- Batted .356 in 21 games in August.

### CAREER NOTES

- Spent his lone season in affiliated baseball with the Rookie-level Billings Mustangs in 2008.
- Played collegiately for four seasons at Ohio University, hitting 24 home runs in 194 career games. As a senior, Stiffler batted .354 with 18 home runs and 58 RBIs while setting school single-season records for hits (91), at-bats (257), runs scored (75) and total bases (172).
- While in college, Matt spent three summers playing with the Southern Ohio Copperheads of the Great Lakes Summer Collegiate League.

### STIFFLER'S CAREER BATTING RECORD

YR	Club	LG	CLASS	POS	AVG	G	AB	R	H	TB	2B	3B	HR	RBI	GW	SH	SF	HB	BB	IB	SO	SB	CS	GDP	SLUG	OBP	TPA
08	Billings	PIO	R	OF	.225	26	89	18	20	31	8	0	1	15	0	0	0	0	19	0	22	2	3	2	.348	.361	108
09	Florence	FRON	IND	OF-1B	.296	53	162	32	48	67	13	3	0	11	0	1	0	2	16	0	39	4	4	2	.414	.367	183
<b>MINOR LEAGUE TOTALS</b>					.271		251	68	68	98	21	3	1	26	0	0	0	2	35	0	61	6	7	4	.390	.365	291

# 2010 POSITION PLAYER PROFILES



## #21 SCOTT KNAZEK C

**Height:** 6'1"     **Weight:** 215     **Age:** 25  
**Bats:** Right     **Throws:** Right  
**Born:** 11/4/1984 in New London, CT  
**Resides:** Lakewood, NJ  
**College:** Rider University  
**Drafted:** 2006, 15th round (Los Angeles Angels of Anaheim)  
**Experience:** fifth season (first with Jackals)



### KNAZEK'S 2009 STATISTICS AND SPLITS

	G	AVG	AB	R	H	2B	3B	HR	RBI	BB	SO	SB	CS	GDP
<b>TOTALS</b>	75	.245	245	24	60	11	1	1	35	30	40	0	1	8
Home	39	.256	129	12	33	6	0	0	23	18	23	0	0	2
Road	36	.233	116	12	27	5	1	1	12	12	17	0	1	6
May	7	.400	25	5	10	1	0	1	3	3	3	0	0	3
June	25	.235	81	7	19	3	0	0	11	8	16	0	0	2
July	23	.227	75	9	17	2	1	0	12	10	11	0	1	2
August	20	.219	64	3	14	5	0	0	9	9	10	0	0	1



### PERSONAL NOTES

- Last name is pronounced *kuh-NAZ-ick*
- Was on New Jersey's 2009 preseason roster before being traded to the St. Paul Saints (American Association) for a player to be named later on 5/24/09. Was essentially traded for himself when he was reacquired from St. Paul on 2/16/10 to complete the previous trade.
- Graduated from Pemberton Twp. (NJ) High School.

### 2009 SEASON NOTES

- Spent the entire season with the St. Paul Saints of the American Association playing under former New Jersey manager George Tsamis.
- Was the Saints' primary catcher, committing eight errors in 75 games behind the plate while batting .245 with 35 RBIs.

### CAREER NOTES

- Spent his first two professional seasons (2006 and 2007) in the Los Angeles Angels of Anaheim system, playing with four different teams.
- Played one game at first base for the Newark Bears in 2008, marking his only professional appearance at a position other than catcher.

### KNAZEK'S CAREER BATTING RECORD


YR	Club	LG	CLASS	POS	AVG	G	AB	R	H	TB	2B	3B	HR	RBI	GW	SH	SF	HB	BB	IB	SO	SB	CS	GDP	SLUG	OBP	TPA
06	Orem	PIO	R	C	.243	64	230	24	56	75	7	3	2	33	0	0	1	4	21	1	48	1	0	7	.326	.316	256
07	Rancho Cuca	CAL	A	C	.000	5	12	0	0	0	0	0	0	0	0	0	0	1	0	0	4	0	0	0	.000	.077	13
	Cedar Rapds	MID	A	C	.250	9	28	3	7	7	0	0	0	1	0	0	0	0	5	0	7	1	0	1	.250	.364	33
	Angels	ARIZ	R	C	.179	28	84	22	15	18	3	0	0	9	0	3	2	2	24	0	25	1	0	4	.214	.366	115
08	Newark	ATL	IND	C	.219	69	219	27	48	64	9	2	1	23	0	3	2	4	21	0	58	0	0	6	.292	.297	249
09	St. Paul	AMAS	IND	C	.245	75	245	24	60	76	11	1	1	35	0	7	6	4	30	0	40	0	1	8	.310	.330	292
<b>MINOR LEAGUE TOTALS</b>					.227		818	186		30		6	4		0		11	101		182		1		26	.293	.320	958
						250		100		240				101		13		15		1		3		26		.320	

# 2010 POSITION PLAYER PROFILES



## #22 QUENTIN DAVIS OF

Height: 5'10" Weight: 180 Age: 27  
 Bats: Left Throws: Right  
 Born: 3/7/1983 in Darlington, SC  
 Resides: Darlington, SC  
 College: Francis Marion University  
 Drafted: 2005, 13th round (Atlanta Braves)  
 Experience: sixth season (second with Jackals)



### DAVIS' 2009 STATISTICS AND SPLITS

	G	AVG	AB	R	H	2B	3B	HR	RBI	BB	SO	SB	CS	GDP
TOTALS	39	.344	122	25	42	8	3	1	16	16	21	11	4	1
Home	22	.369	65	12	24	5	1	1	10	11	9	7	3	1
Road	17	.316	57	13	18	3	2	0	6	5	12	4	1	0
June	5	.563	16	7	9	1	1	0	2	0	1	4	0	0
July	22	.271	70	11	19	6	2	0	10	9	14	3	2	1
August	11	.333	33	6	11	0	0	1	4	6	6	2	2	0
September	1	1.000	3	1	3	1	0	0	0	1	0	2	0	0



### PERSONAL NOTES

- Division II Francis Marion University, where Davis was an all-conference outfielder as a senior, is located 10 miles from his hometown of Darlington, SC.

### 2009 SEASON NOTES

- Began the 2009 season with the Advanced-A Myrtle Beach Pelicans, but signed with the Jackals on 6/22 after being released by the Atlanta Braves. Davis collected just one hit in his final 13 at-bats for Myrtle Beach.
- Began his Jackals' career with nine hits in his first 13 at-bats before injuring his hamstring. Davis battled hamstring problems for the remainder of the season and was on the disabled list from 8/17-8/30.
- Davis' .344 batting average was the highest on the Jackals of any player with more than 60 at-bats. He would have led the league in batting if he had enough plate appearances to qualify (needed 291 appearances but totaled just 138).

### CAREER NOTES

- Led the Advanced-A Carolina League with 11 triples for Myrtle Beach in 2007, but did not hit a triple in 199 at-bats for the Double-A Mississippi Braves in 2008.
- In 2007, Davis was third in Carolina League stolen bases (37), first in triples (11) and second in games (134) for Myrtle Beach.

### DAVIS' CAREER BATTING RECORD

YR	Club	LG	CLASS	POS	AVG	G	AB	R	H	TB	2B	3B	HR	RBI	GW	SH	SF	HB	BB	IB	SO	SB	CS	GDP	SLUG	OBP	TPA
05	Danville	APPY	R	OF	.323	49	201	44	65	87	9	2	3	36	0	0	1	4	14	1	26	8	4	1	.433	.377	220
06	Rome	SAL	A	OF	.254	122	457	60	116	154	16	8	2	39	0	13	2	5	25	0	81	41	16	5	.337	.299	506
07	Myrtle Bch	CARO	A	OF	.261	134	495	55	129	173	10	11	4	65	0	18	6	0	31	0	73	37	21	4	.349	.301	550
08	Mississippi	SOU	AA	OF-PH	.191	92	199	19	38	59	6	0	5	22	0	5	2	3	10	0	47	10	4	0	.296	.238	220
09	Myrtle Bch	CARO	A	OF	.227	17	66	8	15	21	2	2	0	3	0	1	0	1	4	0	11	1	2	1	.318	.282	72
	New Jersey	CAN	IND	OF-DH	.344	39	122	25	42	59	8	3	1	16	0	4	3	0	16	1	21	11	4	1	.484	.411	145
MINOR LEAGUE TOTALS					.263		1540		405		51		15		0		14		100		259		51		.359		1713
						453		211		553		26		181		41		13		2		108		12		.311	

# 2010 POSITION PLAYER PROFILES



## #24 JORDAN NEWTON C

Height: 5'11" Weight: 195 Age: 24  
 Bats: Right Throws: Right  
 Born: 8/29/1985 in Elizabethtown, Kentucky  
 Resides: Hodgenville, KY  
 College: Western Kentucky University  
 Drafted: 2006, sixth round (Detroit Tigers)  
 Experience: fifth season (first with Jackals)



### NEWTON'S 2009 STATISTICS AND SPLITS

#### WITH WEST MICHIGAN WHITECAPS

	G	AVG	AB	R	H	2B	3B	HR	RBI	BB	SO	SB	CS	GDP
TOTALS	11	.386	44	11	17	3	2	3	9	2	9	0	0	1
Home	3	.444	9	1	4	2	0	0	1	0	2	0	0	0
Road	8	.371	35	10	13	1	2	3	8	2	7	0	0	1
April	11	.386	44	11	17	3	2	3	9	2	9	0	0	1
Catcher	11	.386	44	11	17	3	2	3	9	2	9	0	0	1

#### WITH LAKELAND FLYING TIGERS

	G	AVG	AB	R	H	2B	3B	HR	RBI	BB	SO	SB	CS	GDP
TOTALS	75	.263	266	40	70	19	3	8	29	16	80	9	4	4
Home	37	.316	136	23	43	12	2	3	19	7	33	5	2	3
Road	38	.208	130	17	27	7	1	5	10	9	47	4	2	1
April	4	.294	17	1	5	2	0	0	0	0	4	0	0	0
May	14	.268	56	7	15	6	1	1	4	2	16	3	1	2
June	17	.217	60	9	13	5	0	3	10	9	20	2	2	0
July	17	.323	62	14	20	4	1	3	9	2	18	3	0	1
August	19	.237	59	6	14	2	0	1	6	2	18	1	1	1
September	4	.250	12	3	3	0	1	0	0	1	4	0	0	0
Catcher	62	.260	227	31	59	17	3	7	28	12	67	8	3	3
Designated Hit	12	.263	38	9	10	2	0	1	1	4	13	1	1	1
Pinch Hitter	1	1.000	1	0	1	0	0	0	0	0	0	0	0	0
Pinch Runner	3	.000	0	0	0	0	0	0	0	0	0	0	0	0

#### 2009 SEASON NOTES

- Began the season with the Single-A West Michigan Whitecaps. Was promoted to the Advanced-A Lakeland Flying Tigers three weeks after the season began after batting .386 in 11 games with West Michigan.
- With Lakeland, Newton hit 108 points higher at home (.316) than on the road (.208) over 75 games (266 at-bats).

#### CAREER NOTES

- Converted to an outfielder for the 2008 season (56 games in the outfield, 21 at catcher) before moving back behind the plate in 2009 (0 games in the outfield).
- Was fourth in the Single-A Midwest League with 10 triples in 2008 for the West Michigan Whitecaps.
- His first two home runs with West Michigan came in the same game on 7/29/07 at the Cedar Rapids Kernels.
- Played four seasons at Western Kentucky University, where his 11 career triples rank tied for fourth on the Hilltoppers' career list. Newton also ranks eighth in career home runs (32), seventh in RBIs (144) and fifth in walks (100).



### NEWTON'S CAREER BATTING RECORD

YR	Club	LG	CLASS	POS	AVG	G	AB	R	H	TB	2B	3B	HR	RBI	GW	SH	SF	HB	BB	IB	SO	SB	CS	GDP	SLUG	OBP	TPA
06	Oneonta	NYP	A	C	.179	37	123	16	22	33	3	1	2	11	0	3	2	5	19	0	37	3	1	0	.268	.309	152
07	W Michigan	MID	A	C	.269	37	134	17	36	55	6	2	3	16	0	1	1	3	9	0	32	5	2	0	.410	.327	148
08	W Michigan	MID	A	OF-C	.267	95	363	48	97	159	21	10	7	48	0	4	5	5	20	0	97	8	2	3	.438	.310	397
09	W Michigan	MID	A	C	.386	11	44	11	17	33	3	2	3	9	0	1	0	2	2	0	9	0	0	1	.750	.438	49
	Lakeland	FSL	A	C-DH	.263	75	266	40	70	119	19	3	8	29	0	0	3	4	16	0	80	9	4	4	.447	.311	289
MINOR LEAGUE TOTALS					.260		930	242		52		23			0	11		66	255		9				.429		1035
						255	132	399		18		113			9	19		0	25		8				.319		




# 2010 POSITION PLAYER PROFILES



## #25 JOVAN ROSA INF/C

**Height:** 6'3"    **Weight:** 225    **Age:** 22  
**Bats:** Right    **Throws:** Right  
**Born:** 10/26/1987 in Santurce, Puerto Rico  
**Resides:** East Hartford, CT  
**College:** Lake City (Fla.) Community College  
**Drafted:** 2006, 22nd round (Chicago Cubs)  
**Experience:** fourth season (First with Jackals)



### ROSA'S 2009 STATISTICS AND SPLITS

#### WITH DAYTONA CUBS

	G	AVG	AB	R	H	2B	3B	HR	RBI	BB	SO	SB	CS	GDP
TOTALS	69	.220	245	16	54	19	2	2	33	11	65	2	1	5
Home	30	.229	105	9	24	12	0	2	14	4	27	0	0	2
Road	39	.214	140	7	30	7	2	0	19	7	38	2	1	3
April	13	.256	39	5	10	4	0	1	10	1	12	0	0	0
May	22	.221	86	4	19	7	1	0	7	3	23	1	0	1
June	29	.221	104	7	23	6	1	1	16	3	26	0	1	3
July	5	.125	16	0	2	2	0	0	0	4	4	1	0	1
First Base	38	.217	138	9	30	11	1	1	20	6	34	1	0	3
Third Base	29	.225	89	5	20	7	1	0	9	4	26	1	0	1
Designated Hit	5	.222	18	2	4	1	0	1	4	1	5	0	1	1

#### WITH PEORIA CHIEFS

	G	AVG	AB	R	H	2B	3B	HR	RBI	BB	SO	SB	CS	GDP
TOTALS	40	.301	153	17	46	13	0	4	32	9	27	2	1	5
Home	20	.348	69	9	24	9	0	2	23	8	10	2	1	2
Road	20	.262	84	8	22	4	0	2	9	1	17	0	0	3
July	21	.316	79	11	25	4	0	3	19	4	16	2	0	3
August	16	.267	60	5	16	9	0	1	12	5	10	0	1	1
September	3	.357	14	1	5	0	0	0	1	0	1	0	0	1
First Base	4	.231	13	2	3	2	0	0	1	1	2	0	0	2
Third Base	24	.323	93	8	30	9	0	3	24	5	16	2	1	2
Designated Hit	12	.277	47	7	13	2	0	1	7	3	9	0	0	1



#### PERSONAL NOTES

- First name is pronounced *jo-VON*
- Began the 2010 season with the Single-A Peoria Chiefs. Was released by Chicago Cubs on 4/27/10 after batting .105 (4-for-39) with a double and two RBIs in 10 games. With Peoria, Rosa hit in the middle of the order and was the team's opening day catcher. He Did not commit any errors.
- Had never caught at the professional level prior to 2010.

#### 2009 SEASON NOTES

- Played 69 games for the Advanced-A Daytona Cubs before finishing the season with the Single-A Peoria Chiefs.
- Hit .301 in his second career stint with Peoria after batting .220 with Daytona.

#### CAREER NOTES

- Was a 2008 Midwest League Mid-Season All-Star with the Peoria Chiefs as he led the league with 43 doubles, finished second with 54 extra-base hits, fourth with 81 RBIs, fifth with 141 hits, and eighth with a .293 average as a 20-year-old.
- In 2007, Rosa finished second in batting (.340) in the Rookie-Level Arizona League.

### ROSA'S CAREER BATTING RECORD

YR	Club	LG	CLASS	POS	AVG	G	AB	R	H	TB	2B	3B	HR	RBI	GW	SH	SF	HB	BB	IB	SO	SB	CS	GDP	SLUG	OBP	TPA
07	Cubs	ARIZ	R	3B	.340	39	144	25	49	67	7	1	3	26	0	1	1	2	10	1	34	0	1	5	.465	.389	158
	Boise	NWST	A	3B	.250	14	48	3	12	12	0	0	0	5	0	0	0	2	3	0	12	0	1	2	.250	.321	53
08	Peoria	MID	A	3B-1B	.293	128	481	58	141	213	43	4	7	81	0	3	5	7	40	1	127	3	2	10	.443	.353	536
09	Daytona	FSL	A	1B-3B	.220	69	245	16	54	83	19	2	2	33	0	0	3	1	11	0	65	2	1	5	.339	.254	261
	Peoria	MID	A	3B-DH	.301	40	153	17	46	71	13	0	4	32	0	0	5	2	9	0	27	2	1	5	.464	.337	169
MINOR LEAGUE TOTALS					.282		1071		302		82		16		0	14		73		265		6		27	.416		1177
						290		119		446		7		177		4		14		2		7		27		.332	

# 2010 POSITION PLAYER PROFILES



## #26 JACOB BUTLER OF

**Height:** 6'2"    **Weight:** 220    **Age:** 27  
**Bats:** Right    **Throws:** Right  
**Born:** 2/9/1983 in Olympia, WA  
**Resides:** Yelm, WA  
**College:** University of Nevada  
**Drafted:** 2005, eighth round (Toronto Blue Jays)  
**Experience:** sixth season (first with Jackals)



### BUTLER'S STATISTICS AND SPLITS

	G	AVG	AB	R	H	2B	3B	HR	RBI	BB	SO	SB	CS	GDP
<b>TOTALS</b>	95	.263	350	57	92	20	0	16	63	46	71	0	0	13
Home	48	.233	172	28	40	10	0	5	28	24	41	0	0	4
Road	47	.292	178	29	52	10	0	11	35	22	30	0	0	9
May	15	.208	53	7	11	1	0	2	9	8	11	0	0	2
June	27	.304	92	20	28	5	0	7	20	15	27	0	0	3
July	26	.224	98	15	22	5	0	4	17	11	18	0	0	4
August	27	.290	107	15	31	9	0	3	17	12	15	0	0	4
First Base	4	.000	11	1	0	0	0	0	0	3	2	0	0	0
Left Field	61	.264	220	40	58	11	0	13	46	27	45	0	0	8
Designated Hit	31	.286	119	16	34	9	0	3	17	16	24	0	0	5

### PERSONAL NOTES

- Was acquired by the Jackals from the St. Paul Saints on 4/16/10 in exchange for a player to be named later.

### 2009 SEASON NOTES

- Spent the entire season with the St. Paul Saints, where he played under former New Jersey manager George Tsamis.
- Finished third in the American Association with 16 home runs.
- Hit 59 points higher at home (.292) than on the road (.233). Eleven of his 16 home runs came at home.

### CAREER NOTES

- Has finished in the top three in home runs in his respective league in three of his first five professional seasons.
- Led the Advanced-A Florida State League with 23 home runs in 2007 with the Dunedin Blue Jays. Also finished third in the league with 85 RBIs and 80 runs. Was named a Florida State League post season All-Star.
- In 2005, finished second in the Rookie-Level Appalachian League with 14 home runs. Also finished second with 52 RBIs, second with a .590 slugging percentage, second with 31 extra-base hits, and fourth with 31 walks for the Pulaski Blue Jays. Was named an Appalachian League post season All-Star.
- Played 55 games at first base for the Double-A New Hampshire Fisher Cats in 2008, marking the first time he had played a position other than outfield. Later spent four games at first base in 2009 with the St. Paul Saints.
- Finished his college career at the University of Nevada tied for third on the school's all-time home runs list with 39. Butler hit 16 home runs as a senior.



### BUTLER'S CAREER BATTING RECORD

YR	Club	LG	CLASS	POS	AVG	G	AB	R	H	TB	2B	3B	HR	RBI	GW	SH	SF	HB	BB	IB	SO	SB	CS	GDP	SLUG	OBP	TPA
05	Pulaski	APPY	R	OF	.290	55	200	42	58	118	16	1	14	52	0	1	4	2	31	1	60	1	2	6	.590	.384	238
	Auburn	NYP	A	OF	.200	11	40	5	8	17	1	1	2	8	0	0	0	0	2	0	7	0	0	2	.425	.238	42
06	Lansing	MID	A	OF-DH	.251	98	375	45	94	152	21	2	11	78	0	1	5	5	43	1	110	4	4	11	.405	.332	429
	Dunedin	FSL	A	OF	.145	17	55	7	8	15	2	1	1	12	0	0	2	0	5	0	17	0	0	2	.273	.210	62
07	Dunedin	FSL	A	OF-DH	.273	124	428	80	117	213	27	0	23	85	0	0	8	4	65	0	95	1	3	12	.498	.368	505
08	N.Hampshire	EAST	AA	1B-OF	.242	122	434	50	105	184	25	3	16	64	0	0	1	4	62	1	116	0	0	8	.424	.341	501
09	St. Paul	AMAS	IND	OF-DH	.263	95	350	57	92	160	20	0	16	63	0	1	6	5	46	0	71	0	0	13	.457	.351	408
<b>MINOR LEAGUE TOTALS</b>					.256		1882	482		112			83		0		26		254		476		9		.456		2185
						522		286		859		8		362		3		20		3		6		54		.346	

# JACKALS YEAR-BY-YEAR RESULTS

Year	Manager	Record	First Half/Second Half Standings	League	Playoff Results
1998	Kash Beauchamp	54-31	First South Division/Second South Division	Northeast League	Won championship
1999	Kash Beauchamp	45-40	First South Division/Second South Division	Northern League East	Lost in second round
2000	Kash Beauchamp	31-53	Fourth South Division/Fourth South Division	Northern League East	Did not qualify
2001	George Tsamis	45-45	Third South Division/Second South Division	Northern League East	Won championship
2002	George Tsamis	62-27	First South Division/First South Division	Northern League East	Won championship
2003	Joe Calfapietra	52-37	First South Division/First South Division	Northeast League	Lost in first round
2004	Joe Calfapietra	54-39	First South Division/First South Division	Northeast League	Won championship
2005	Joe Calfapietra	48-44	Second South Division/Third South Division	Can-Am League	Did not qualify
2006	Joe Calfapietra	43-48	Second Can-Am/Seventh Can-Am	Can-Am League	Did not qualify
2007	Joe Calfapietra	49-44	First Can-Am/Tenth Can-Am	Can-Am League	Lost in first round
2008	Joe Calfapietra	43-51	Third Can-Am/Eighth Can-Am	Can-Am League	Did not qualify
2009	Joe Calfapietra	55-39	First Can-Am/Third Can-Am	Can-Am League	Lost in first round

# JACKALS 2009 STATISTICS

BATTERS	AVG	G	AB	R	H	TB	2B	3B	HR	RBI	SH	SF	HP	BB	IB	SO	SB	CS	DP	SLG	OBP	---GAMES BY POSITION---									
																						1B	2B	3B	SS	OF	C	E			
1*Cabreja, Rafael	.308	4	13	4	4	4	0	0	0	2	0	0	0	2	0	1	0	0	0	.308	.400	0	0	0	0	1	0	2			
Chiarappa, Chris	.220	43	118	11	26	36	5	1	1	6	1	0	2	9	0	26	0	1	6	.305	.287	0	0	0	0	0	32	1			
*Davis, Quentin	.344	39	122	25	42	59	8	3	1	16	4	3	0	16	1	21	11	4	1	.484	.411	0	0	0	0	27	0	0			
*De Jesus, Michael	.297	92	347	51	103	138	14	3	5	66	3	5	2	46	0	42	3	2	11	.398	.378	0	0	0	91	2	0	21			
2*Edmondson, Jerod	.410	17	61	12	25	34	7	1	0	9	0	0	0	12	0	10	5	2	0	.557	.507	1	0	0	0	16	0	0			
T*Edmondson, Jerod	.332	94	337	66	112	177	24	1	13	51	1	1	4	50	0	56	18	7	3	.525	.423	29	0	1	0	64	0	3			
*Garcia, Christopher	.318	6	22	3	7	8	1	0	0	1	0	0	0	2	0	3	0	0	1	.364	.375	6	0	0	0	0	0	4			
Humphries, Justin	.333	4	15	2	5	7	2	0	0	3	0	1	0	3	0	3	0	0	2	.467	.421	1	0	0	0	0	0	0			
*Kovatch, Billy	.247	65	227	22	56	68	8	2	0	23	5	2	3	16	0	39	8	5	6	.300	.302	0	0	0	0	64	0	0			
Lauderdale, Matthew	.285	76	281	33	80	116	15	3	5	41	0	6	5	25	0	29	1	0	8	.413	.347	6	0	0	0	0	65	5			
#Leslie, Myron	.272	92	316	71	86	156	10	3	18	75	0	3	12	64	8	65	8	1	4	.494	.410	51	0	16	0	26	0	10			
Pavlik, Isaac	.000	19	1	0	0	0	0	0	0	0	0	0	0	0	0	0	0	0	0	.000	.000	0	0	0	0	0	0	3			
*Perez, Timo	.338	21	80	13	27	34	5	1	0	17	0	6	2	9	0	3	5	3	1	.425	.392	0	0	0	0	21	0	1			
*Rogowski, Ryan	.282	74	262	47	74	109	11	6	4	32	3	6	12	33	1	38	28	6	5	.416	.380	0	0	0	0	73	0	3			
Sanders, Marcus	.296	93	365	74	108	137	16	5	1	36	3	6	8	51	1	68	23	8	3	.375	.388	0	92	0	0	0	0	9			
Scanzano, Mike	.301	83	276	36	83	98	15	0	0	28	6	4	16	18	1	32	5	2	12	.355	.373	0	2	80	3	0	0	11			
#Smithlin, Zach	.262	30	84	8	22	25	3	0	0	9	4	2	0	14	0	9	6	3	1	.298	.360	0	0	0	0	27	0	1			
Stewart, Quinn	.259	72	266	41	69	120	16	4	9	44	4	4	4	21	2	87	11	2	3	.451	.319	0	0	0	0	29	0	4			
Tejeda, Juan	.242	45	161	20	39	59	8	0	4	27	0	3	4	12	0	28	1	1	2	.366	.306	34	0	0	0	0	0	1			
Walker, Landry	.000	3	3	1	0	0	0	0	0	0	0	0	0	0	0	2	0	0	0	.000	.000	0	0	2	0	0	0	1			
Total-All Batters	.283	3020		856	144	48	33	70	14	115	66	.400	.366															89			
		94		474		1208		32		435		51		353		506			40												

PITCHERS	W-L	PCT	ERA	G	GS	CG	SHO	GF	SV	IP	H	AB	TBF	R	ER	HR	SH	SF	HB	BB	IB	SO	WP	BK	OH	1H	2H	3H
T Asselin, Nick	10-6	.625	4.04	19	19	1	0	0	0	118.0	128	466	508	64	53	8	5	2	3	32	0	44	4	0	0	0	0	0
*Granitto, Giuseppe	2-4	.333	5.28	20	12	0	0	2	0	73.1	79	286	340	50	43	10	4	7	10	33	0	51	3	0	0	0	0	
Gunter, Kevin	8-1	.889	4.29	34	0	0	0	6	0	50.1	46	185	224	25	24	2	1	5	5	28	1	41	1	0	0	0	0	
Hicks, Romas	4-2	.667	1.85	28	0	0	0	6	1	39.0	22	136	164	11	8	2	1	0	3	24	0	57	1	0	0	0	0	
*Lorenston, Michael	0-0	.000	5.40	7	0	0	0	5	0	10.0	12	42	44	6	6	0	0	0	0	2	0	2	1	0	0	0	0	
Overbey, Seth	4-4	.500	3.80	41	0	0	0	16	2	45.0	46	174	194	22	19	3	4	0	5	11	0	30	4	0	0	0	0	
*Pavlik, Isaac	6-6	.500	3.66	18	18	3	1	0	0	110.2	103	421	450	57	45	2	2	5	5	17	0	75	1	0	0	0	1	0
Pomeranz, Stuart	5-6	.455	6.50	16	14	0	0	0	0	73.1	90	297	331	56	53	8	0	1	2	31	0	48	1	0	0	0	0	
1*Qualben, David	2-2	.500	3.20	6	5	0	0	0	0	25.1	24	94	114	9	9	2	1	0	3	16	0	18	0	0	0	0	0	
Serro, Ted	6-7	.462	3.99	18	17	1	0	0	0	108.1	111	426	467	59	48	13	5	2	5	29	0	62	1	0	0	0	0	
Shepard, Steven	0-0	.000	12.00	2	0	0	0	0	0	3.0	1	9	18	4	4	0	0	0	3	6	0	4	3	0	0	0	0	
*Suchowiecki, Mark	0-1	.000	5.24	32	0	0	0	16	0	44.2	51	183	204	29	26	4	0	0	2	19	2	43	5	0	0	0	0	
*Thompson, Sean	1-2	.333	7.33	6	5	0	0	1	0	23.1	30	98	112	20	19	2	0	0	2	12	0	13	1	0	0	0	0	
*Tucker, Rusty	5-2	.714	2.40	40	0	0	0	37	24	41.1	20	141	160	12	11	3	2	2	1	14	0	56	3	0	0	0	0	
Vicaro, Michael	0-1	.000	27.00	1	1	0	0	0	0	3.0	8	18	20	9	9	1	0	0	1	1	0	4	0	0	0	0	0	
*Wideman, Aaron	10-1	.909	2.51	18	18	0	0	0	0	114.2	90	421	446	37	32	5	2	1	4	18	0	81	0	0	0	0	0	
Total-All Pitchers	55	.585		94		4		89		783.1		2998		416		58		24		267		591		0		0	0	
	39		4.19		93		10		27		749		3363		365		22		52		3		27		0		1	

# JACKALS VS FORMER OPPONENTS

Aces..... 9-5 (2004)	Berkshire/New Haven.. 42-32 (2002-2007)	North Shore..... 21-30 (2003-2007)
Adirondack/Bangor ..... 52-42 (1998-2004)	Catskill ..... 12-13 (1998, 2000)	Ottawa..... 9-5 (2008)
Albany-Colonie ..... 39-25 (1998-2002)	Elmira ..... 47-47 (1998-2005)	Waterbury ..... 21-15 (1998-2000)
Allentown ..... 53-31 (1998-2003)	Grays..... 19-11 (2005-2007)	
Atlantic City ..... 10-10 (2007-2008)	Massachusetts..... 10-14 (1998-1999)	

# JACKALS RECORD BOOK - BATTING

## TEAM BATTING RECORDS

### Hits

Inning.....12 (6/30/08 vs. Worcester, 4th inning)  
 Game.....28 (8/14/02 at Allentown & 6/30/08 vs. Worcester)  
 Season.....956 (2005)

### Runs

Inning.....11 (7/13/99 vs. Massachusetts, 1st inning &  
 6/30/08 vs. Worcester, 4th inning)  
 Game.....25 (8/15/02 at Allentown)  
 Season.....576 (2002)

### Homeruns

Inning.....3 (6/15/02, game 2 vs. Elmira, 4th inning)  
 Game.....5 (7/18/98 at Adirondack &  
 7/28/99 at Mass.)  
 Season.....88 (2002)

### Extra-Base Hits

Game.....13 (8/15/02 at Allentown)  
 Season.....304 (2005)

### Stolen Bases

Game.....8 (6/8/02 at Berkshire)  
 Season.....115 (2009)

## INDIVIDUAL BATTING RECORDS

### Hits

Game.....6 (Billy Brown – 8/14/02 at Allentown)  
 Season.....135 (Zach Smithlin, 2005)  
 Career.....511 (Zach Smithlin, 2004-2009)

### Runs

Game.....6 (Chas Terni, 8/15/02 at Allentown)  
 Season.....79 (Zach Smithlin, 2005)  
 Career.....287 (Zach Smithlin, 2004-2009)

### Homeruns

Game.....3 (Saul Bustos, 7/18/98 at Adirondack &  
 Chas Terni, 8/12/02 at Allentown)  
 Season.....23 (Chris Rowan, 2004)  
 Career.....44 (Chris Rowan, 2003-2005)

### Runs Batted In

Game.....7 (John Lindsey, 5/28/05 at Grays &  
 6/26/05 at Brockton)  
 Season.....77 (Kevin Grijak, 2004)  
 Career.....153 (Wilton Veras, 2004, 2006-2007)

### Doubles

Game.....3 (Last: Horace Lawrence, 8/25/05 at North Shore)  
 Season.....34 (Chas Terni, 2002)  
 Career.....67 (Wilton Veras, 2004, 2006-2007)

### Triples

Game.....2 (Last: Steve Checksfield, 6/3/05 vs. Grays)  
 Season.....10 (Chris Dean, 2000 & Ricardo Cordova, 2005)  
 Career.....13 (Travis Bailey, 2002-2003)

### Stolen Bases

Game.....3 (Last: Zach Smithlin, 7/24/07 at Grays)  
 Season.....40 (Zach Smithlin, 2005)  
 Career.....152 (Zach Smithlin, 2004-2009)

### Longest Hitting Streak

39 games (Carmine Cappuccio, 7/16/99-8/28/99)

### Consecutive Hits

7 (Ender Gonzalez, 6/14/00 vs. Waterbury – 6/17/00 vs. Catskill)

### Grand Slam Homeruns

D.C. Olsen.....7/13/99 vs. Massachusetts, 1st inning  
 Ryan Kane.....8/20/01 vs. Elmira, 1st inning  
 Chas Terni.....6/3/02 at Brockton, 6th inning  
 Ryan Kane.....6/11/02 vs. Adirondack, 5th inning  
 Travis Bailey.....6/16/02 vs. Elmira, 4th inning  
 Ryan Kane.....7/18/02 vs. Brockton, 3rd inning  
 Travis Bailey.....8/15/02 at Allentown, 8th inning  
 Craig Conway.....8/27/02 vs. Berkshire, 7th inning  
 Chris Rowan.....7/9/04 vs. Aces, 9th inning  
 Chris Rowan.....8/3/04 at Elmira, 9th inning  
 Scott Goodman.....8/11/04 at Bangor, 9th inning  
 Chris Rowan.....8/12/04 vs. Quebec, 8th inning  
 John Lindsey.....6/26/05 at Brockton, 4th inning  
 Darren Ciraco.....7/5/05 at North Shore, 1st inning  
 Wilton Veras.....7/1/06 vs. Sussex, 6th inning  
 Matt Lauderdale.....7/3/07 at Atlantic City, 4th inning  
 Sandy Madera.....8/28/07 at North Shore, 9th inning  
 Juan Tejada.....7/3/08 at Atlantic City, 5th inning

### Cycle

Ender Gonzalez.....7/7/00 at Elmira (4-4, 4 RBI, 2 runs)  
 Billy Rich.....8/15/02 at Allentown (4-7, 5 RBI, 5 runs)  
 Darren Blakeley.....6/15/03 vs. Québec (4-5, 3 RBI, 2 runs)

# JACKALS RECORD BOOK - PITCHING & MISCELLANEOUS

## TEAM PITCHING RECORDS

### Fewest Hits

Game ..... 0 (Twice; see no-hitters)  
 Season ..... 727 (1998)

### Most Hits

Game ..... 24 (7/12/05 vs. Brockton)  
 Season ..... 827 (1999)

### Fewest Runs Allowed

Game ..... 0 (many times)  
 Season ..... 356 (2003)

### Most Runs Allowed

Inning ..... 10 (7/29/08 at Quebec)  
 Game ..... 21 (6/25/99 at Allentown,  
 9/1/99 at Allentown,  
 5/30/00 at Adirondack)  
 Season ..... 494 (1999)

### Most Strikeouts

Game ..... 21 (6/26/08 at Worcester, 20 inn.)  
 Season ..... 666 (2004)

### Fewest Strikeouts

Game ..... 1 (many times)  
 Season ..... 521 (1999)

### Fewest Walks

Game ..... 0  
 Season ..... 254 (2002)

### Most Walks

Game ..... 13 (7/29/01 vs. Allentown)  
 Season ..... 39 (2000)

### No-Hitters Thrown by Jackals Pitchers (2)

Jeremy Callier (8/28/02 vs. Berkshire, 2-0)  
 Aaron Myers (8/6/06 vs. Worcester, 3-0)

### One Hitters Thrown by Jackals Pitchers (5)

Jaymie Bane & Mike Hartung (6/22/99 at Albany, game one, 3-0)  
 Joel Bennett (8/14/01 vs. Québec, game one, 2-1)  
 Steve Fish (8/21/01 vs. Elmira, 3-1)  
 Aaron Myers, Ryan Darcy & Matt Powell (7/04/03 at Berkshire, 9-0)  
 A.J. Wideman, Seth Overbey (6/23/09 at Quebec, 6-0)

## INDIVIDUAL PITCHING RECORDS

### Most Wins

Season ..... 14 (Joel Bennett, 2002)  
 Career ..... 59 (Joel Bennett, 2001-2007)

### Most Losses

Season ..... 9 (Joe Orloski, 2006 & Aaron Myers, 2006  
 & Jackson Crowther, 2004)  
 Career ..... 32 (Aaron Myers, 2002-2006)

### Most Games Pitched

Season ..... 41 (Justin Garza, 2007 & Seth Overbey, 2009)  
 Career ..... 105 (Isaac Pavlik 2005-2009)

### Most Games Started

Season ..... 20 (Aaron Myers, 2002 & Joe Orloski, 2005 &  
 Isaac Pavlik, 2008)  
 Career ..... 100 (Joel Bennett, 2001-2007)

### Most Strikeouts

Game ..... 16 (Joel Bennett, 6/23/02 at Allentown)  
 Season ..... 141 (Joel Bennett, 2002)  
 Career ..... 632 (Joel Bennett, 2001-2007)

### Most Walks

Game ..... 8 (Mark Lemke, 8/27/99 vs. Adirondack)  
 Season ..... 50 (Josh Brey, 2005)  
 Career ..... 206 (Joel Bennett, 2001-2007)

### Most Saves

Season ..... 24 (Rusty Tucker, 2009)  
 Career ..... 59 (Rusty Tucker, 2007-2009)

### Most Complete Games

Season ..... 7 (Kevin Pincavitch, 2000 & Aaron Myers, 2002)  
 Career ..... 15 (Joel Bennett, 2001-2007)

## MISCELLANEOUS RECORDS

Longest Winning Streak ..... 14 (6/9/09-6/25/09)  
 Longest Losing Streak ..... 9 (7/24/08-7/31/08)  
 Longest Nine Inning Game Time ..... 4:16 (7/3/08 at Atlantic City)  
 Longest Extra Inning Game Time ..... 6:06 (6/26/08 at Worcester)  
 Shortest Nine Inning Game Time ..... 1:48 (7/30/08 at Quebec)  
 Shortest Game Time (Less Than 9 Inn.) ..... 1:35 (7/24/08 vs Quebec)  
 Longest Game ..... 20 innings (6/26/08 at Worcester)

# JACKALS RECORD BOOK - ALL-TIME TOP 10 - BATTING

## Games Played

1. Zach Smithlin	472	(2004-2009)
2. Craig Conway	294	(2001-2005)
3. Wilton Veras	252	(2004, 2006-2007)
4. Chris Rowan	233	(2003-2005)
5. Josh Brinkley	214	(1998-2000)
6. Matt Lauderdale	201	(2007-2009)
7. Travis Bailey	178	(2002-2003)
8. David Kennedy	176	(2001-2002)
9. Joe Mihalics	180	(2006-2007)
10. Marcus Sanders	165	(2008-2009)

## Batting Average (minimum 220 at-bats)

1. Sandy Madera	.359	(2005, 2007)	(188-523)
2. Aaron Fera	.355	(2001)	(82-231)
3. Ricardo Cordova	.351	(2005-2006))	(139-396)
4. Carmine Cappuccio	.349	(1999)	(105-301)
5. Billy Rich	.342	(2002)	(97-284)
6. Ender Gonzalez	.331	(2000)	(80-242)
7. Wady Almonte	.327	(2004)	(105-321)
8. Luke Allen	.324	(2008)	(103-318)
9. John Lindsey	.315	(2005-2006)	(141-447)
10. Wilton Veras	.301	(2004, 2006-07)	(299-988)
Mike Scanzano	.301	(2009)	(83-276)

## Home Runs

1. Chris Rowan	44	(2003-2005)
2. Sandy Madera	30	(2005, 2007)
3. Travis Bailey	28	(2002-2003)
4. D.C. Olsen	26	(1998-1999)
5. Matt Lauderdale	23	(2007-2009)
6. Josh Brinkley	20	(1998-2000)
7. John Lindsey	19	(2005, 2007)
Ryan Kane	19	(2001-2002)
9. Myron Leslie	18	(2009)
Juan Tejada	18	(2008-2009)
Aaron Fera	18	(2001)
David Kennedy	18	(2001-2002)

## RBIs

1. Wilton Veras	153	(2004, 2006-2007)
2. Zach Smithlin	152	(2004-2009)
3. Travis Bailey	134	(2002-2003)
Chris Rowan	134	(2003-2005)
5. Matt Lauderdale	112	(2007-2009)
David Kennedy	112	(2001-2002)
7. Craig Conway	105	(2001-2005)
8. John Lindsey	103	(2005-2006)
D.C. Olsen	103	(1998-1999)
10. Ryan Kane	102	(2001-2002)

## Runs Scored

1. Zach Smithlin	287	(2004-2009)
2. Wilton Veras	146	(2004, 2006-2007)
3. Craig Conway	145	(2001-2005)
4. Chris Rowan	141	(2003-2005)
5. Marcus Sanders	132	(2008-2009)
6. Travis Bailey	127	(2002-2003)
7. John Anderson	117	(2003-2004)
8. Matt Lauderdale	116	(2007-2009)
9. David Kennedy	113	(2001-2002)
10. Josh Brinkley	109	(1998-2000)

## Stolen Bases

1. Zack Smithlin	152	(2004-2009)
2. Marcus Sanders	40	(2008-2009)
3. Essex Burton	34	(1999)
Josh Brinkley	34	(1998-2000)
5. Ryan Rogowski	28	(2009)
6. Travis Bailey	27	(2002-2003)
7. Chris Dean	26	(2000)
8. Guillermo Reyes	25	(2006-2007)
9. Tim Turner	22	(2007)
10. Jason Tuttle	22	(2006)

## Doubles

1. Wilton Veras	67	(2004, 2006-2007)
2. Zach Smithlin	58	(2004-2009)
3. Travis Bailey	52	(2002-2003)
4. Craig Conway	46	(2001-2005)
5. Matt Lauderdale	45	(2007-2009)
6. Sandy Madera	41	(2005, 2007)
Ryan Kane	41	(2001-2002)
Chas Terni	41	(2001-2002)
9. John Lindsey	35	(2005-2006)
D.C. Olsen	35	(1998-1999)
David Kennedy	35	(2001-2002)

## Triples

1. Travis Bailey	13	(2002-2003)
2. Chris Dean	10	(2000)
Chris Rowan	10	(2003-2005)
Ricardo Cordova	10	(2005)
5. Zach Smithlin	8	(2004-2009)
Steve Checksfield	8	(2005)
7. Marcus Sanders	7	(2008-2009)
8. Ryan Rogowski	6	(2009)
John Lindsey	6	(2005-2006)
D.C. Olsen	6	(1998-1999)
John Lindsey	6	(2005)

## Hitting Streaks

1. Carmine Cappuccio	39	(7/16/99-8/29/99)
2. Keith Gordon	23	(7/7/98-8/4/98)
Billy Rich	23	(6/22/02-7/16/02)
John Anderson	23	(7/08/03-8/02/03)
5. Aaron Fera	16	(6/28/01-7/15/01)
Travis Bailey	16	(6/05/03-6/21/03)
7. Michael DeJesus	14	(8/5/09-8/19/09)
Wilton Veras	14	(8/7/04-8/25/04)
9. Kevin Grijak	13	(7/13/04-7/28/04)
David Kennedy	13	(6/27/02-7/12/02)
Chas Terni	13	(8/3/02-8/19/02)

*Statistics calculated through 2009 season*

## MEDIA GUIDE CREDITS

The 2010 New Jersey Jackals media guide is a publication of the New Jersey Jackals Media Relations department. It was written, designed, and edited by Cody Chrusciel. Photography was provided by Cody Chrusciel and NJ Sports Media.

# JACKALS RECORD BOOK - ALL-TIME TOP 10 - PITCHING

## Games Pitched

1. Isaac Pavlik	105	(2005-2009)
2. Joel Bennett	104	(2001-2007)
3. Rusty Tucker	100	(2007-2009)
4. Aaron Myers	90	(2002-2006)
Andy High	90	(1998-2000)
6. Mike Hartung	79	(1998-1999)
7. Kevin Pincavitch	64	(1998-2001)
8. Fabricio Benitez	58	(2004-2005)
9. Michael Vicaro	47	(2006-2009)
Joe Orloski	47	(2005-2006)

## Games Started

1. Joel Bennett	100	(2001-2007)
2. Aaron Myers	83	(2002-2006)
3. Isaac Pavlik	75	(2005-2009)
4. Kevin Pincavitch	46	(1998-2001)
5. Josh Brey	44	(2005-2007)
6. Paul Magrini	43	(1998-2000)
7. Jackson Crowther	37	(2003-2004)
8. Joe Orloski	36	(2005-2006)
9. Mike Bertotti	30	(2001-2002)
10. Ted Serro	28	(2008-2009)

## Wins

1. Joel Bennett	59	(2001-2007)
2. Aaron Myers	37	(2002-2006)
3. Isaac Pavlik	35	(2005-2009)
4. Kevin Pincavitch	23	(1998-2000)
5. Mike Bertotti	19	(2001-2002)
6. Paul Magrini	17	(1998-2000)
7. Jackson Crowther	15	(2003-2004)
8. Joe Orloski	14	(2005-2006)
9. Josh Brey	13	(2005-2007)
10. Steve Fish	12	(2001-2002)

## Losses

1. Aaron Myers	32	(2002-2006)
2. Isaac Pavlik	25	(2005-2009)
3. Joel Bennett	19	(2001-2007)
4. Josh Brey	15	(2005-2007)
Kevin Pincavitch	15	(1998-2001)
6. Paul Magrini	14	(1998-2000)
7. Joe Orloski	13	(2005-2006)
8. Jackson Crowther	12	(2003-2004)
9. Ted Serro	11	(2008-2009)
Michael Vicaro	11	(2006-2009)
Andy High	11	(1998-2000)
Bob Reichow	11	(1999, 2001)

## Earned Run Average

1. Jason Dietrich	1.45	(1998)	(5 er in 31 ip)
2. John DeSilva	1.56	(1998)	(14 er in 80.2 ip)
3. Pete Hartmann	1.70	(1998)	(9 er in 47.2 ip)
4. Ben Grezlovski	1.72	(2003-2004)	(14 er in 73.1 ip)
5. Romas Hicks	1.85	(2009)	(8 er in 39 ip)
6. Rusty Tucker	1.97	(2007-2009)	(23 er in 104 ip)
7. Kevin Gieras	2.27	(1998)	(17 er in 67.1 ip)
8. A.J. Wideman	2.51	(2009)	(32 er in 114.2 ip)
9. Todd Meady	2.63	(2001-2002)	(16 er in 54.2 ip)
10. Cory Lima	2.83	(2000)	(19 er in 60.1 ip)
11. Joel Bennett	2.84	(2001-2007)	(208 er in 660 ip)
12. Fabricio Benitez	2.86	(2004-2005)	(22 er in 69 ip)

## Saves

1. Rusty Tucker	59	(2007-2009)
2. Mike Hartung	29	(1998-1999)
3. Fabricio Benitez	21	(2004-2005)
4. Ben Grezlovski	10	(2003-2004)
Matt Wagner	10	(2001)
Julio Perez	10	(2003)
7. Ryan Halla	9	(2002)
8. Clay Eason	8	(2000)
9. Jason Wylie	7	(2006)
10. Andy High	5	(1998-2000)
Jason Woodring	5	(1999)

## Innings Pitched

1. Joel Bennett	660	(2001-2007)
2. Aaron Myers	543	(2002-2006)
3. Isaac Pavlik	534	(2005-2009)
4. Kevin Pincavitch	334.1	(1998-2001)
5. Joe Orloski	264	(2005-2006)
6. Paul Magrini	255.0	(1998-2000)
7. Josh Brey	234.1	(2005-2007)
8. Jackson Crowther	228.1	(2003-2004)
9. Ted Serro	201.2	(2008-2009)
10. Michael Vicaro	194	(2006-2009)

## Strikeouts

1. Joel Bennett	632	(2001-2007)
2. Aaron Myers	418	(2002-2005)
3. Isaac Pavlik	415	(2005-2009)
4. Kevin Pincavitch	279	(1998-2001)
5. Mike Bertotti	196	(2001-2002)
6. Paul Magrini	185	(1998-2000)
7. Michael Vicaro	178	(2006-2009)
8. Jackson Crowther	172	(2003-2004)
9. Andy High	148	(1998-2000)
10. Josh Brey	139	(2005-2007)

## Walks

1. Joel Bennett	206	(2001-2007)
2. Aaron Myers	143	(2002-2006)
3. Isaac Pavlik	114	(2005-2009)
4. Kevin Pincavitch	106	(1998-2001)
5. Josh Brey	104	(2005-2007)
6. Michael Vicaro	86	(2006-2009)
7. Paul Magrini	84	(1998-2000)
8. Mike Bertotti	83	(2001-2002)
9. Joe Orloski	70	(2005-2006)
10. Jackson Crowther	62	(2003-2004)

## Complete Games

1. Joel Bennett	15	(2001-2007)
2. Aaron Myers	13	(2002-2006)
3. Kevin Pincavitch	11	(1998-2000)
4. Paul Magrini	8	(1998-2000)
5. Isaac Pavlik	7	(2005-2009)
6. Steve Fish	6	(2001-2002)
7. Mike Bertotti	5	(2001-2002)
8. Joe Orloski	4	(2005-2007)
Jackson Crowther	4	(2003-2004)
John DeSilva	4	(1998)
Josh Brey	4	(2005-2007)

## Shutouts

1. Aaron Myers	7	(2002-2006)
2. Joel Bennett	3	(2001-2007)
3. Isaac Pavlik	2	(2005-2009)
Paul Magrini	2	(1998-2000)
Steve Fish	2	(2001-2002)
6. John DeSilva	1	(1998)
Kevin Pincavitch	1	(1998-2001)
Mike Bertotti	1	(2001-2002)
Jeremy Callier	1	(2002)
Brad Whitworth	1	(2004)
Josh Brey	1	(2005)

Statistics calculated through 2009 season



Right-hander Joel Bennett is the only player in Jackals' history to have his number (28) retired.